



MONTHLY UPDATE

MARCH 2024 PRODUCTION & TRANSPORTATION

Published: March 14, 2024
Justin J. Kringstad, Director
North Dakota Pipeline Authority
Office: 701.220.6227
www.northdakotapipelines.com

MONTHLY UPDATE

MARCH 2024 PRODUCTION & TRANSPORTATION

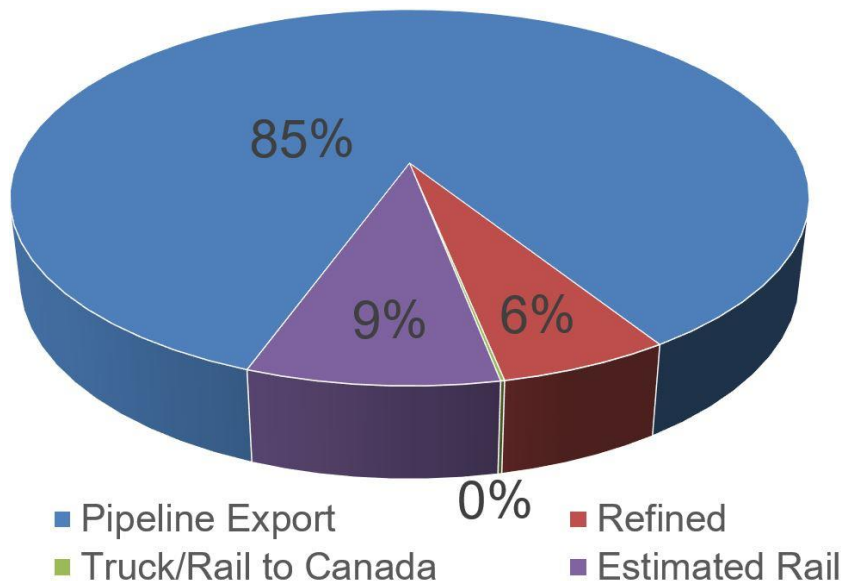
North Dakota Oil Production

Month	Monthly Total, BBL	Average, BOPD
Dec. 2023 - Final	39,520,924	1,274,869
Jan. 2024 - Prelim.	34,177,679	1,102,506

North Dakota Natural Gas Production

Month	Monthly Total, MCF	Average, MCFD
Dec. 2023 - Final	109,389,872	3,528,706
Jan. 2024 - Prelim.	93,009,641	3,000,311

Estimated Williston Basin Oil Transportation, Jan. 2024



CURRENT DRILLING ACTIVITY:

NORTH DAKOTA¹

38 Rigs

EASTERN MONTANA²

2 Rigs

SOUTH DAKOTA²

0 Rigs

SOURCE (MAR 14, 2024):

1. ND Oil & Gas Division
2. Baker Hughes

PRICES:

Crude (WTI): \$81.41

Crude (Brent): \$85.49

NYMEX Gas: \$1.71

SOURCE: BLOOMBERG
(MAR 14, 2023 1PM EST)

GAS STATS*

93% CAPTURED & SOLD

6% FLARED DUE TO
CHALLENGES OR
CONSTRAINTS ON EXISTING
GATHERING SYSTEMS

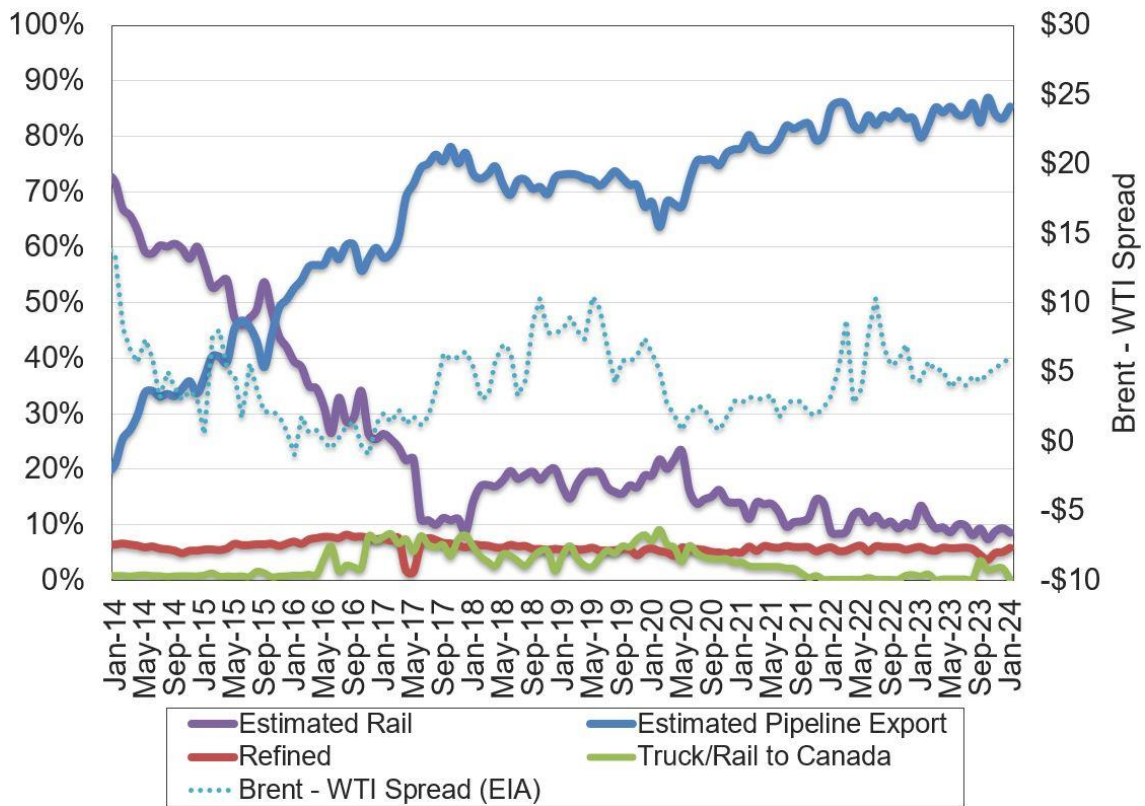
1% FLARED FROM WELL
WITH ZERO SALES

*JAN 2024 NON-CONF DATA

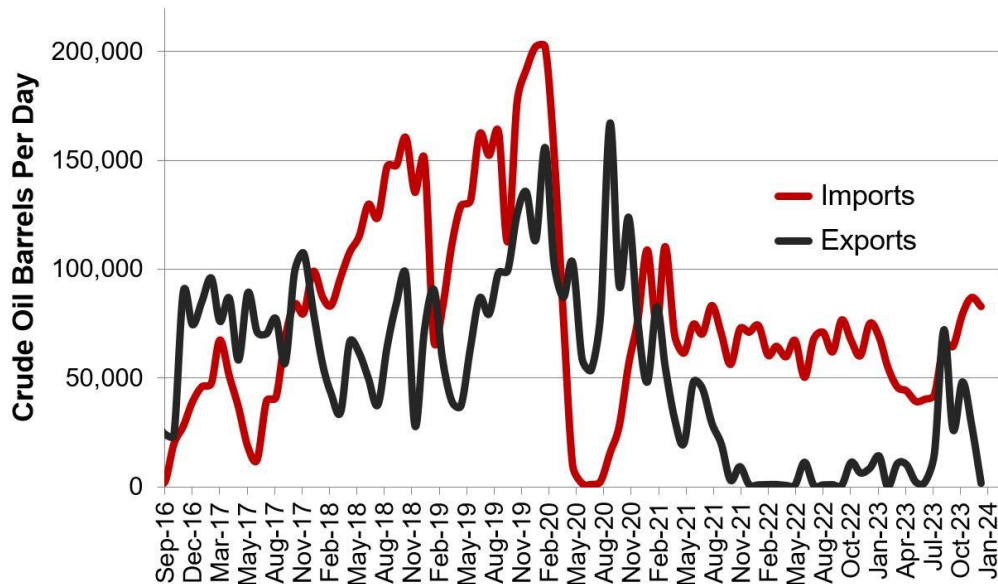
Estimated North Dakota Rail Export Volumes



Estimated Williston Basin Oil Transportation

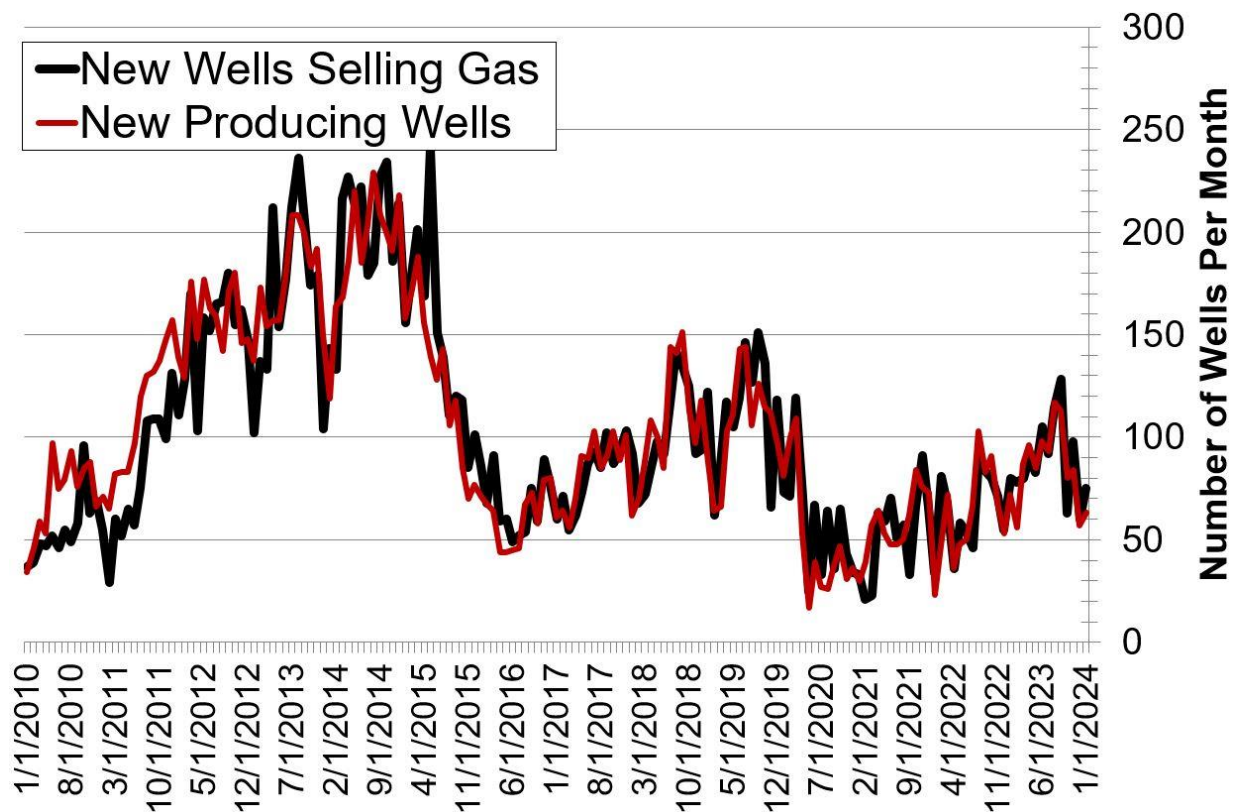


Williston Basin Truck/Rail Imports and Exports with Canada



Data for imports/exports chart is provided by the US International Trade Commission and represents traffic across US/Canada border in the Williston Basin area.

New Gas Sales Wells per Month



US Williston Basin Oil Production, BOPD

2023

MONTH	ND	EASTERN MT*	SD	TOTAL
January	1,062,880	62,114	2,610	1,127,604
February	1,159,030	63,553	2,475	1,225,058
March	1,124,899	64,593	2,652	1,192,144
April	1,135,850	61,932	2,557	1,200,339
May	1,140,209	61,279	2,560	1,204,048
June	1,174,388	59,707	2,275	1,236,370
July	1,186,759	56,865	2,311	1,245,935
August	1,220,772	62,197	2,540	1,285,510
September	1,290,103	62,753	2,504	1,355,361
October	1,255,227	62,277	2,452	1,319,956
November	1,278,909	62,291	2,448	1,343,649
December	1,274,869			

2024

MONTH	ND	EASTERN MT*	SD	TOTAL
January	1,102,506			
February				
March				
April				
May				
June				
July				
August				
September				
October				
November				
December				

* Eastern Montana production composed of the following Counties: Carter, Daniels, Dawson, Fallon, McCone, Powder River, Prairie, Richland, Roosevelt, Sheridan, Valley, Wibaux