



MONTHLY UPDATE

APRIL 2023 PRODUCTION & TRANSPORTATION

Published: April 17, 2023
Justin J. Kringstad, Director
North Dakota Pipeline Authority
Office: 701.220.6227
www.northdakotapipelines.com

MONTHLY UPDATE

APRIL 2023 PRODUCTION & TRANSPORTATION

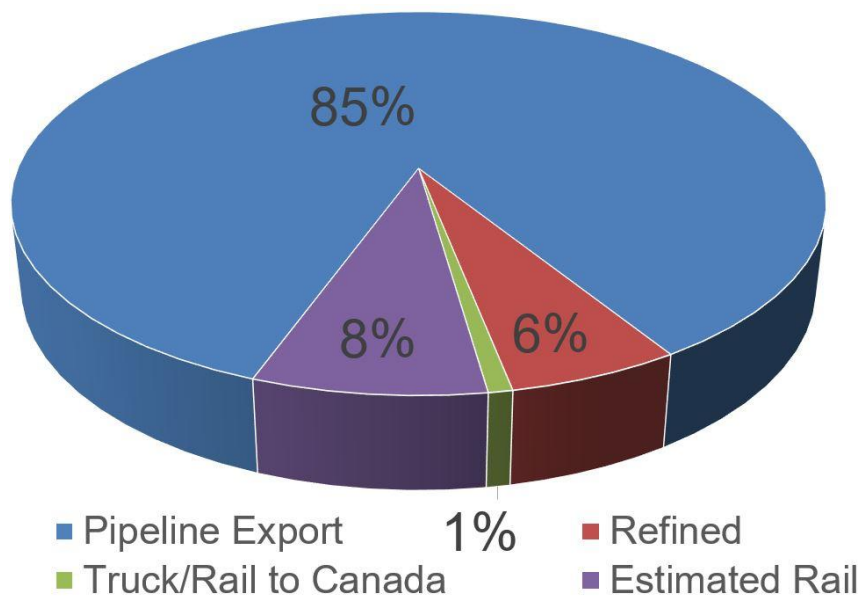
North Dakota Oil Production

Month	Monthly Total, BBL	Average, BOPD
Jan. 2023 - Final	32,881,958	1,060,708
Feb. 2023 - Prelim.	32,404,470	1,157,303

North Dakota Natural Gas Production

Month	Monthly Total, MCF	Average, MCFD
Jan. 2023 - Final	87,884,616	2,834,988
Feb. 2023 - Prelim.	85,019,972	3,036,428

Estimated Williston Basin Oil Transportation, Feb. 2023



CURRENT DRILLING ACTIVITY:

NORTH DAKOTA¹

41 Rigs

EASTERN MONTANA²

1 Rigs

SOUTH DAKOTA²

0 Rigs

SOURCE (APR 17, 2023):

1. ND Oil & Gas Division
2. Baker Hughes

PRICES:

Crude (WTI): \$80.67

Crude (Brent): \$84.56

NYMEX Gas: \$2.27

SOURCE: BLOOMBERG
(APR 17 2023 1PM EST)

GAS STATS*

95% CAPTURED & SOLD

4% FLARED DUE TO
CHALLENGES OR
CONSTRAINTS ON EXISTING
GATHERING SYSTEMS

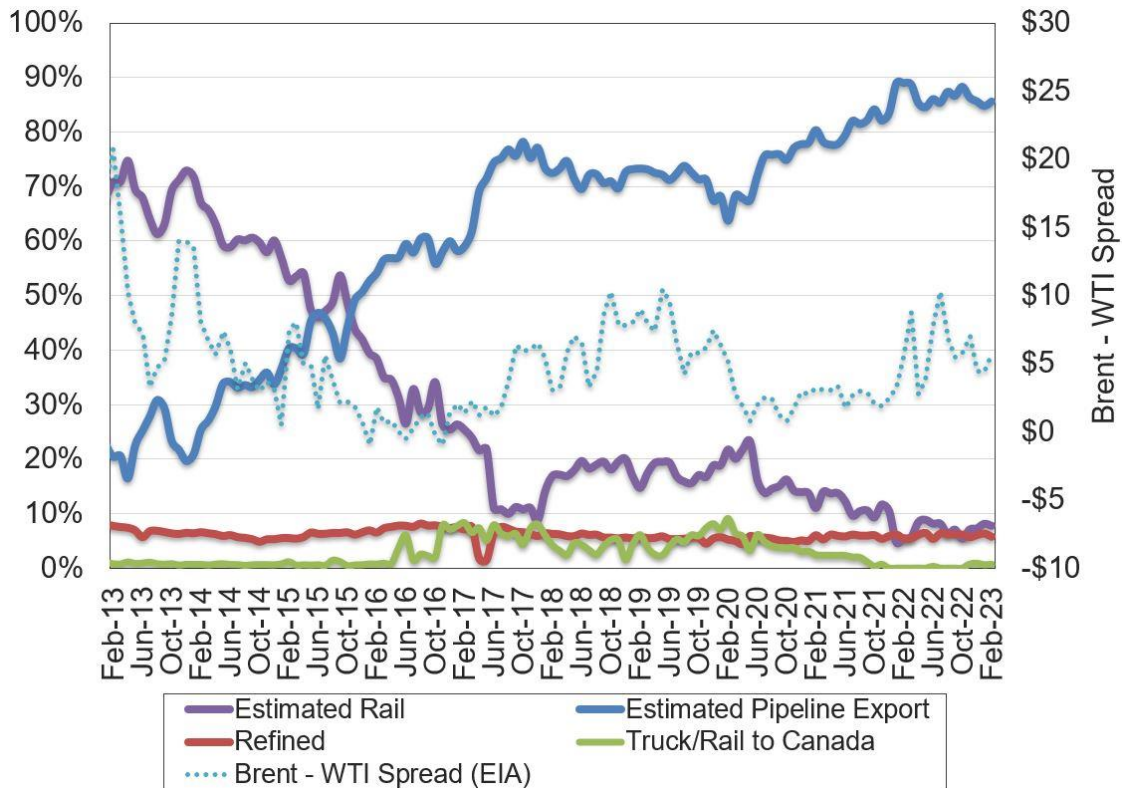
1% FLARED FROM WELL
WITH ZERO SALES

*FEB. 2023 NON-CONF DATA

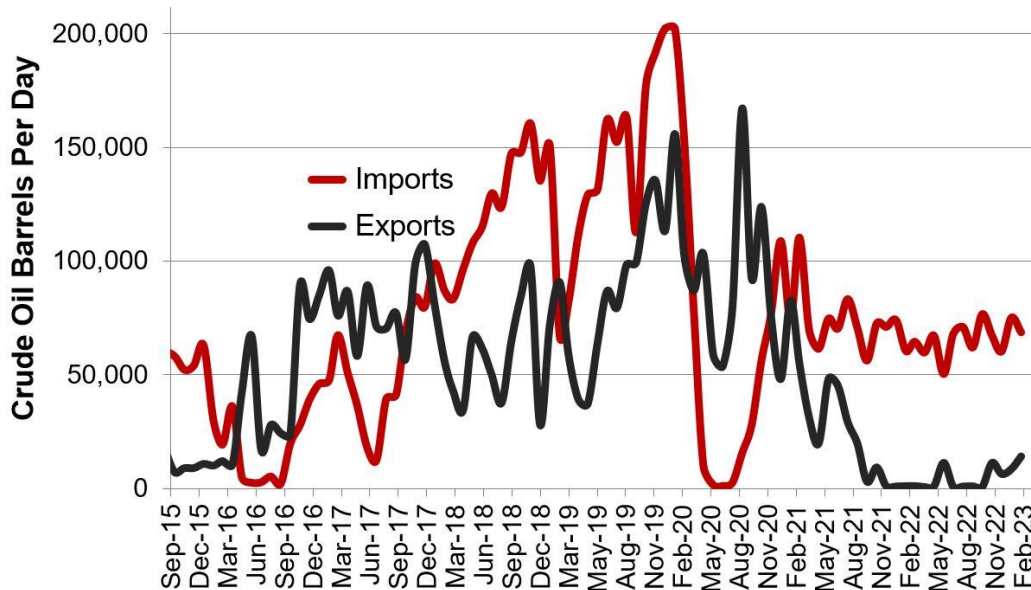
Estimated North Dakota Rail Export Volumes



Estimated Williston Basin Oil Transportation

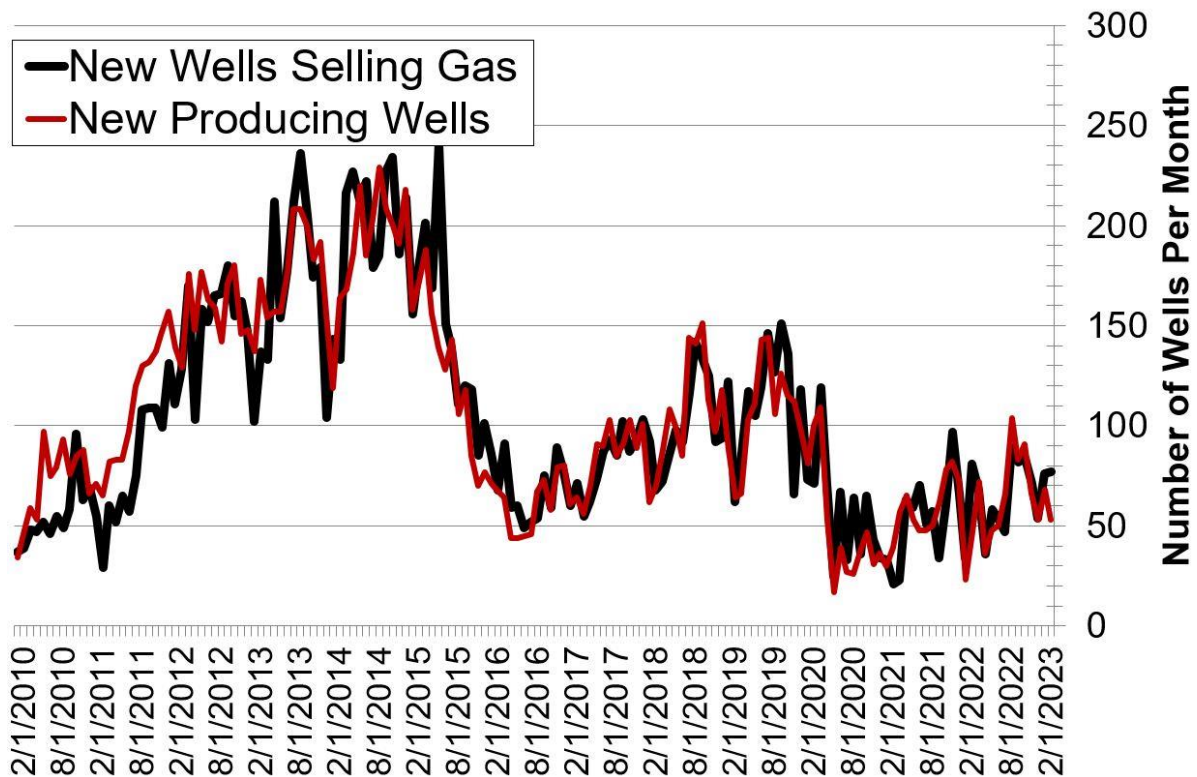


Williston Basin Truck/Rail Imports and Exports with Canada



Data for imports/exports chart is provided by the US International Trade Commission and represents traffic across US/Canada border in the Williston Basin area.

New Gas Sales Wells per Month



US Williston Basin Oil Production, BOPD

2022

MONTH	ND	EASTERN MT*	SD	TOTAL
January	1,091,932	51,895	2,709	1,146,536
February	1,095,458	51,165	2,742	1,149,365
March	1,129,880	54,580	2,709	1,187,169
April	908,339	54,118	2,338	964,795
May	1,062,157	52,499	2,648	1,117,304
June	1,099,408	63,258	2,764	1,165,430
July	1,073,610	60,602	2,774	1,136,986
August	1,075,289	60,514	2,756	1,138,559
September	1,121,063	58,102	2,679	1,181,845
October	1,121,754	53,983	2,621	1,178,357
November	1,098,389	56,155	2,682	1,157,227
December	957,864		2,199	

2023

MONTH	ND	EASTERN MT*	SD	TOTAL
January	1,060,708		2,610	
February	1,157,303			
March				
April				
May				
June				
July				
August				
September				
October				
November				
December				

* Eastern Montana production composed of the following Counties: Carter, Daniels, Dawson, Fallon, McCone, Powder River, Prairie, Richland, Roosevelt, Sheridan, Valley, Wibaux