



MONTHLY UPDATE

SEPTEMBER 2019 PRODUCTION & TRANSPORTATION

Published: November 19, 2019
Justin J. Kringstad, Director
North Dakota Pipeline Authority
Office: 701.220.6227
www.northdakotapipelines.com

MONTHLY UPDATE

SEPTEMBER 2019 PRODUCTION & TRANSPORTATION

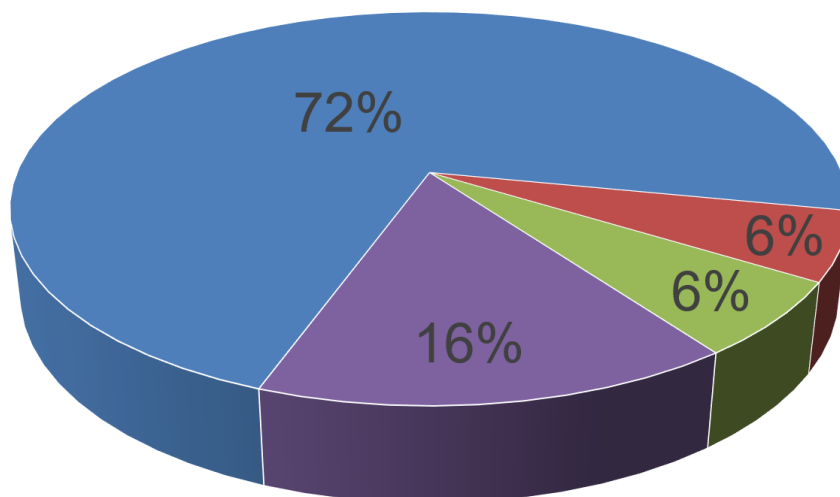
North Dakota Oil Production

Month	Monthly Total, BBL	Average, BOPD
Aug. 2019 - Final	45,894,724	1,480,475
Sep. 2019 - Prelim.	43,298,241	1,443,275

North Dakota Natural Gas Production

Month	Monthly Total, MCF	Average, MCFD
Aug. 2019 - Final	93,446,987	3,014,419
Sep. 2019 - Prelim.	88,424,057	2,947,469

Estimated Williston Basin Oil Transportation, Sep. 2019



- Pipeline Export
- Estimated Rail
- Truck/Rail to Canada
- Refined

CURRENT DRILLING ACTIVITY:

NORTH DAKOTA¹

55 Rigs

EASTERN MONTANA²

1 Rigs

SOUTH DAKOTA²

0 Rigs

SOURCE (NOV. 19, 2019):

1. ND Oil & Gas Division
2. Baker Hughes

PRICES:

Crude (WTI): \$55.98

Crude (Brent): \$61.51

NYMEX Gas: \$2.52

**SOURCE: BLOOMBERG
(NOV. 19, 2019)**

GAS STATS*

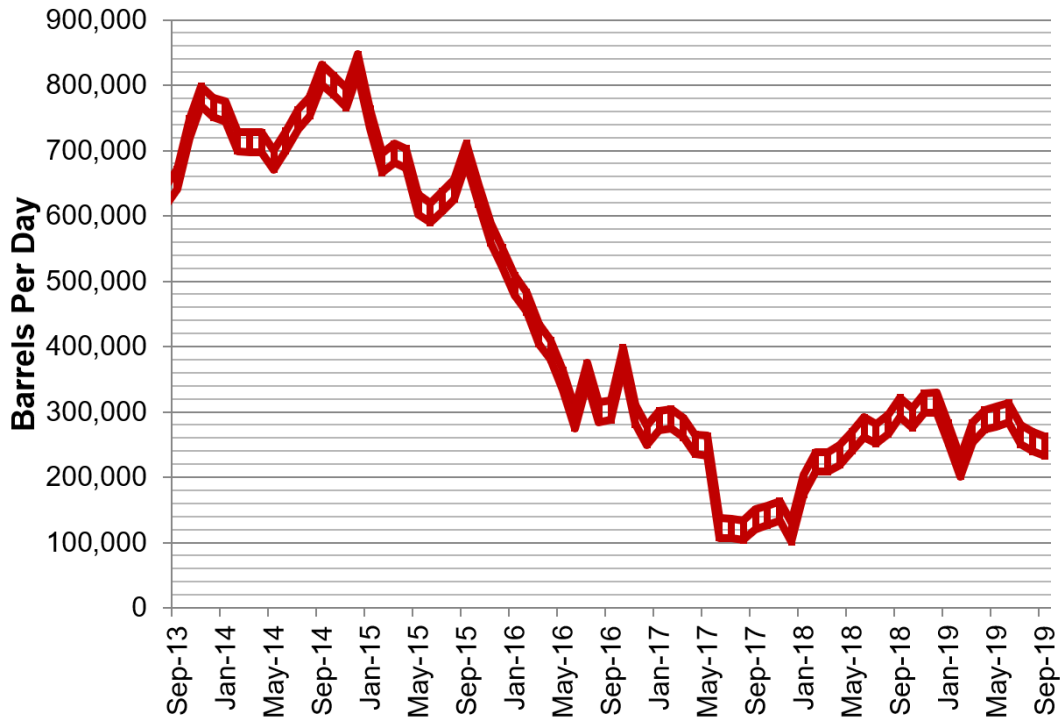
83% CAPTURED & SOLD

14% FLARED DUE TO
CHALLENGES OR
CONSTRAINTS ON EXISTING
GATHERING SYSTEMS

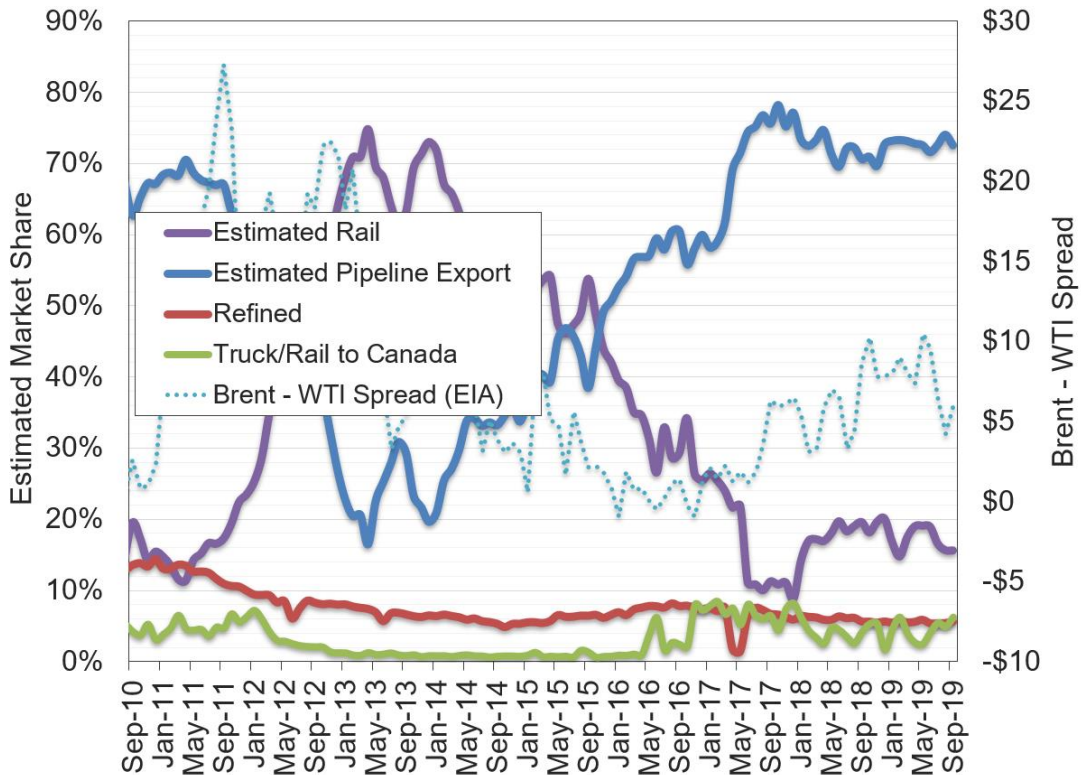
3% FLARED FROM WELL
WITH ZERO SALES

*SEP. 2019 NON-CONF DATA

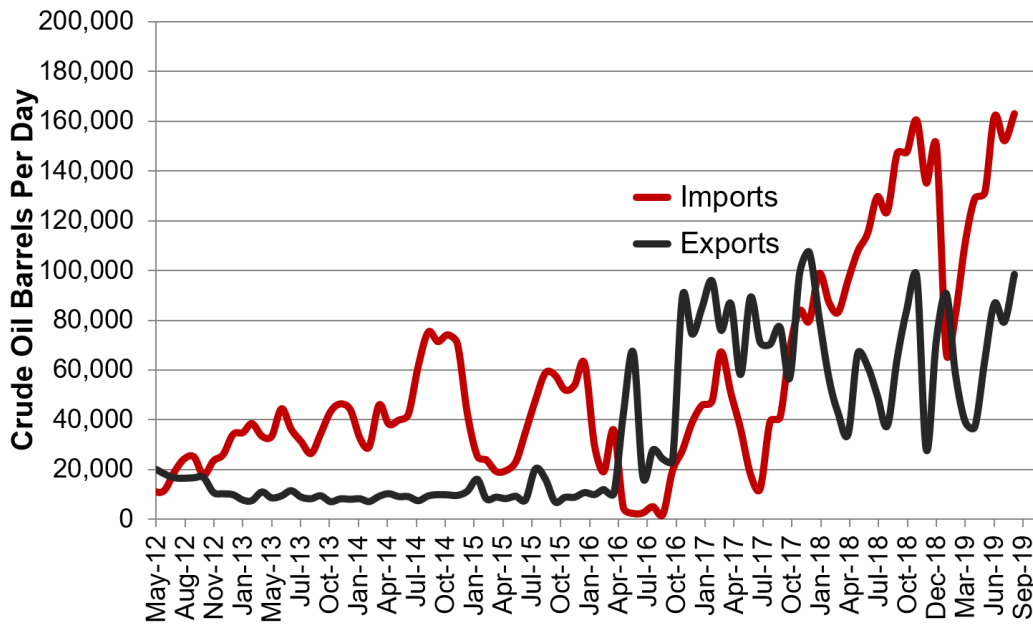
Estimated North Dakota Rail Export Volumes



Estimated Williston Basin Oil Transportation

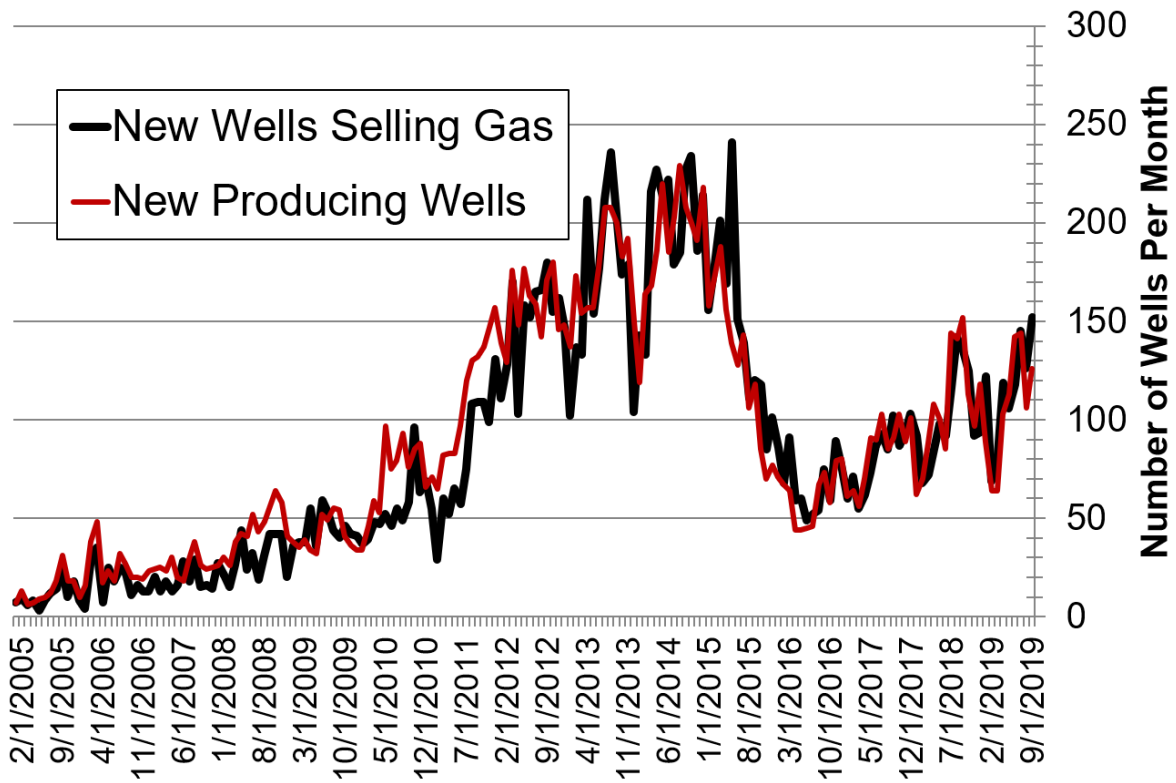


Williston Basin Truck/Rail Imports and Exports with Canada



Data for imports/exports chart is provided by the US International Trade Commission and represents traffic across US/Canada border in the Williston Basin area.

New Gas Sales Wells per Month



US Williston Basin Oil Production, BOPD

2018

MONTH	ND	EASTERN MT*	SD	TOTAL
January	1,177,590	50,147	3,555	1,231,291
February	1,175,035	50,927	3,628	1,229,589
March	1,162,091	49,930	3,502	1,215,523
April	1,226,879	52,465	3,515	1,282,859
May	1,247,680	53,768	3,471	1,304,919
June	1,231,099	54,012	3,452	1,288,562
July	1,269,212	53,192	3,396	1,325,799
August	1,292,457	57,064	3,485	1,353,006
September	1,359,238	57,310	3,490	1,420,038
October	1,392,407	56,213	3,386	1,452,007
November	1,376,803	58,810	3,339	1,438,952
December	1,401,385	58,624	3,233	1,463,243

2019

MONTH	ND	EASTERN MT*	SD	TOTAL
January	1,403,939	57,565	3,276	1,464,780
February	1,336,637	54,656	3,339	1,394,632
March	1,394,136	56,211	3,256	1,453,603
April	1,392,517	57,678	3,231	1,453,425
May	1,394,957	53,945	3,092	1,451,994
June	1,425,267	47,702	3,122	1,476,091
July	1,445,934		3,128	
August	1,480,475		3,124	
September	1,443,275		3,059	
October				
November				
December				

* Eastern Montana production composed of the following Counties: Carter, Daniels, Dawson, Fallon, McCone, Powder River, Prairie, Richland, Roosevelt, Sheridan, Valley, Wibaux