



MONTHLY UPDATE

APRIL 2019 PRODUCTION & TRANSPORTATION

Published: June 14, 2019
Justin J. Kringstad, Director
North Dakota Pipeline Authority
Office: 701.220.6227
www.northdakotapipelines.com

MONTHLY UPDATE

APRIL 2019 PRODUCTION & TRANSPORTATION

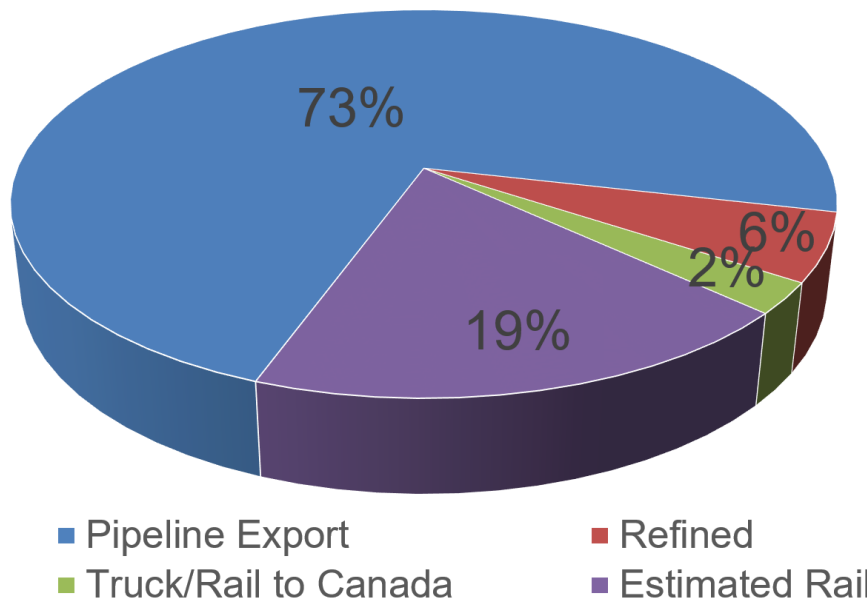
North Dakota Oil Production

| Month | Monthly Total, BBL | Average, BOPD |
|---------------------|--------------------|---------------|
| Mar. 2019 - Final | 43,144,557 | 1,391,760 |
| Apr. 2019 - Prelim. | 41,735,647 | 1,391,188 |

North Dakota Natural Gas Production

| Month | Monthly Total, MCF | Average, MCFD |
|---------------------|--------------------|---------------|
| Mar. 2019 - Final | 87,952,264 | 2,837,170 |
| Apr. 2019 - Prelim. | 85,886,784 | 2,862,893 |

Estimated Williston Basin Oil Transportation, Apr. 2019



CURRENT DRILLING ACTIVITY:

NORTH DAKOTA¹

61 Rigs

EASTERN MONTANA²

0 Rigs

SOUTH DAKOTA²

0 Rigs

SOURCE (JUNE 14, 2019):

1. ND Oil & Gas Division
2. Baker Hughes

PRICES:

Crude (WTI): \$52.66

Crude (Brent): \$61.98

NYMEX Gas: \$2.39

**SOURCE: BLOOMBERG
(JUNE 14, 2019)**

GAS STATS*

81% CAPTURED & SOLD

16% FLARED DUE TO
CHALLENGES OR
CONSTRAINTS ON EXISTING
GATHERING SYSTEMS

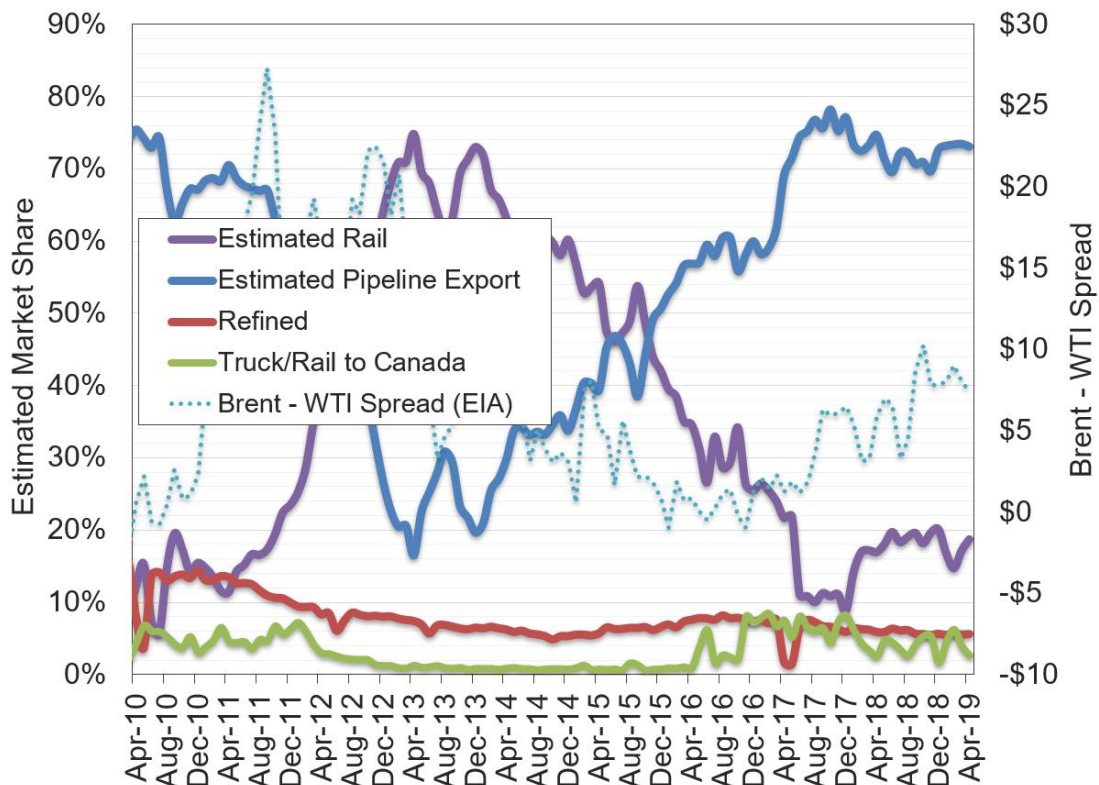
3% FLARED FROM WELL
WITH ZERO SALES

*APR. 2019 NON-CONF DATA

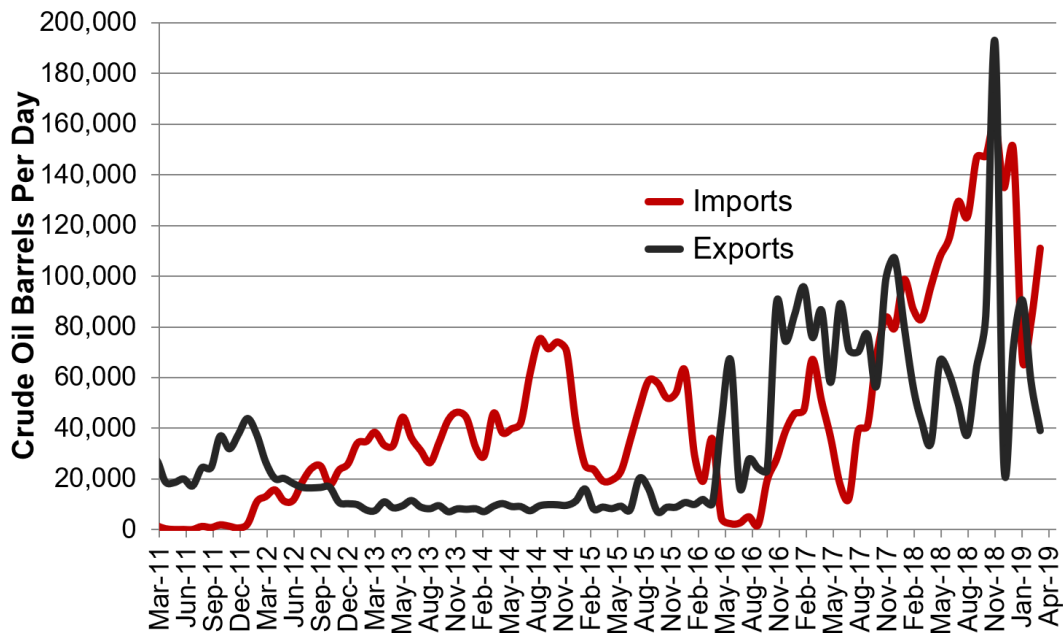
Estimated North Dakota Rail Export Volumes



Estimated Williston Basin Oil Transportation

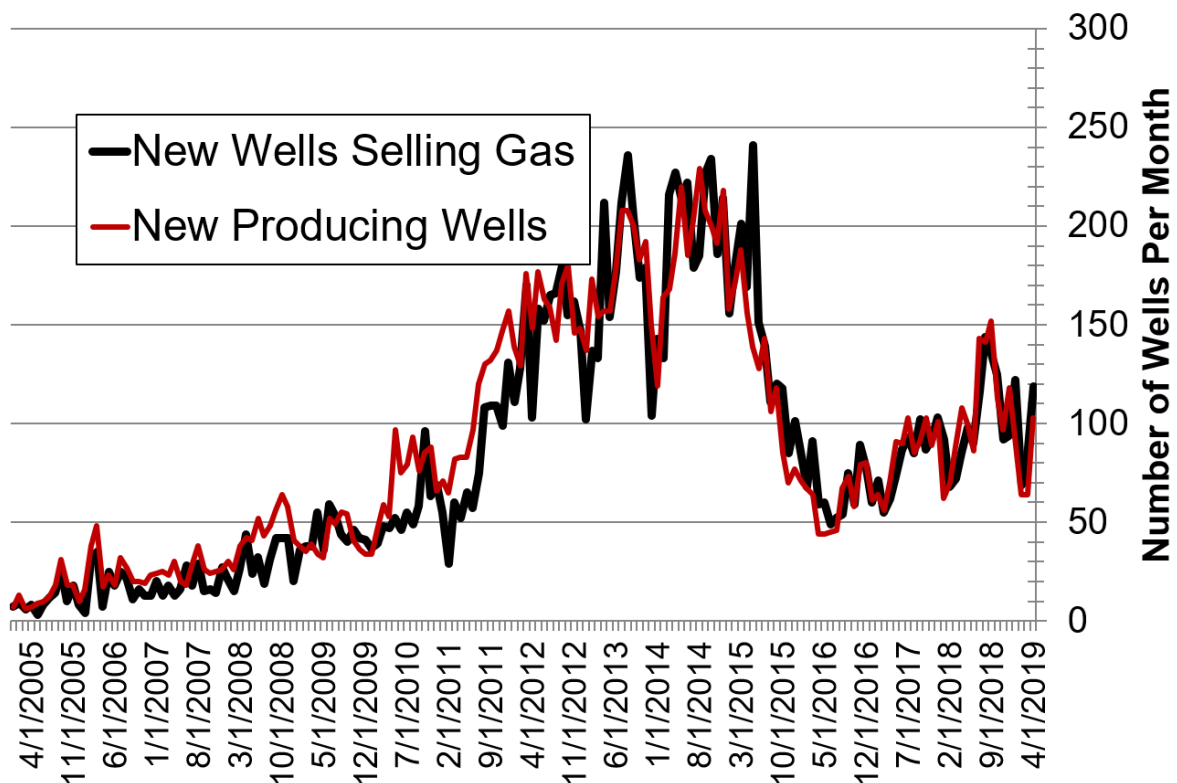


Williston Basin Truck/Rail Imports and Exports with Canada



Data for imports/exports chart is provided by the US International Trade Commission and represents traffic across US/Canada border in the Williston Basin area.

New Gas Sales Wells per Month



US Williston Basin Oil Production, BOPD

2018

| MONTH | ND | EASTERN MT* | SD | TOTAL |
|-----------|-----------|----------------|-------|-----------|
| January | 1,177,590 | 50,127 | 3,555 | 1,231,272 |
| February | 1,175,035 | 50,900 | 3,628 | 1,229,563 |
| March | 1,162,091 | 49,892 | 3,502 | 1,215,485 |
| April | 1,226,879 | 52,415 | 3,515 | 1,282,809 |
| May | 1,247,680 | 53,733 | 3,471 | 1,304,884 |
| June | 1,231,099 | 53,994 | 3,452 | 1,288,545 |
| July | 1,269,212 | 53,155 | 3,396 | 1,325,763 |
| August | 1,292,457 | 57,018 | 3,485 | 1,352,960 |
| September | 1,359,238 | 57,255 | 3,487 | 1,419,980 |
| October | 1,392,407 | 56,149 | 3,386 | 1,451,942 |
| November | 1,376,803 | 58,724 | 3,339 | 1,438,866 |
| December | 1,401,385 | 58,587 | 3,233 | 1,463,205 |

2019

| MONTH | ND | EASTERN MT* | SD | TOTAL |
|-----------|-----------|----------------|-------|-----------|
| January | 1,403,810 | 57,528 | 3,276 | 1,464,614 |
| February | 1,335,591 | 54,578 | 3,339 | 1,393,508 |
| March | 1,391,760 | 52,464 | 3,256 | 1,447,480 |
| April | 1,391,188 | | 3,231 | |
| May | | | | |
| June | | | | |
| July | | | | |
| August | | | | |
| September | | | | |
| October | | | | |
| November | | | | |
| December | | | | |

* Eastern Montana production composed of the following Counties: Carter, Daniels, Dawson, Fallon, McCone, Powder River, Prairie, Richland, Roosevelt, Sheridan, Valley, Wibaux