



MONTHLY UPDATE

JULY 2015 PRODUCTION & TRANSPORTATION

Published: September 14, 2015

Justin J. Kringstad, Director

North Dakota Pipeline Authority

Office: 701.220.6227

www.northdakotapipelines.com

MONTHLY UPDATE

JULY 2015 PRODUCTION & TRANSPORTATION

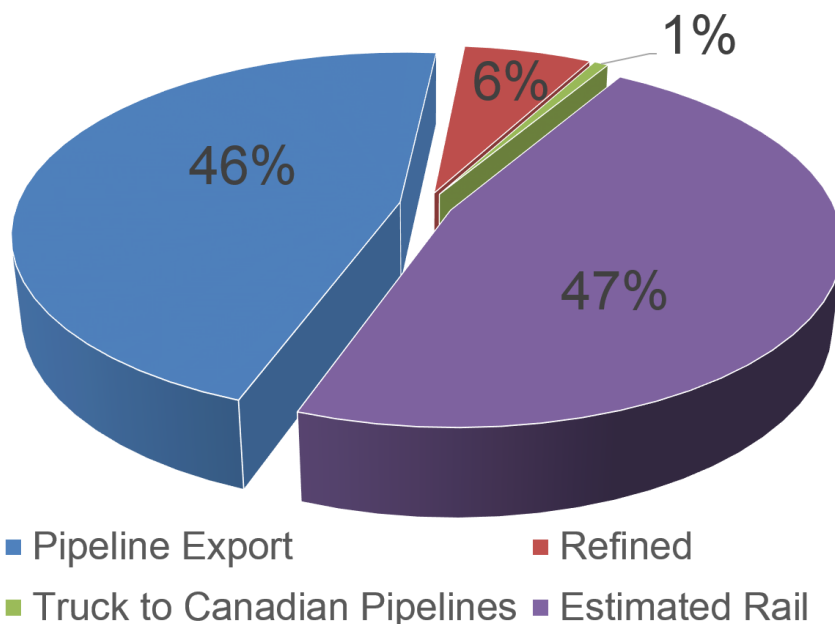
North Dakota Oil Production

Month	Monthly Total, BBL	Average, BOPD
June 2015 - Final	36,339,835	1,211,328
July 2015 - Prelim.	37,259,526	1,201,920

North Dakota Natural Gas Production

Month	Monthly Total, MCF	Average, MCFD
June 2015 - Final	49,558,524	1,651,951
July 2015 - Prelim.	51,379,138	1,657,392

Williston Basin Crude Oil Transportation, July 2015



CURRENT DRILLING ACTIVITY:

NORTH DAKOTA¹

69 Rigs

EASTERN MONTANA²

1 Rig

SOUTH DAKOTA²

0 Rigs

SOURCE (SEP 14, 2015):

1. ND Oil & Gas Division
2. Baker Hughes

PRICES:

Crude (WTI): \$44.21

Crude (Brent): \$47.34

NYMEX Gas: \$2.70

SOURCE: BLOOMBERG (SEPTEMBER 14, 2015)

GAS STATS*

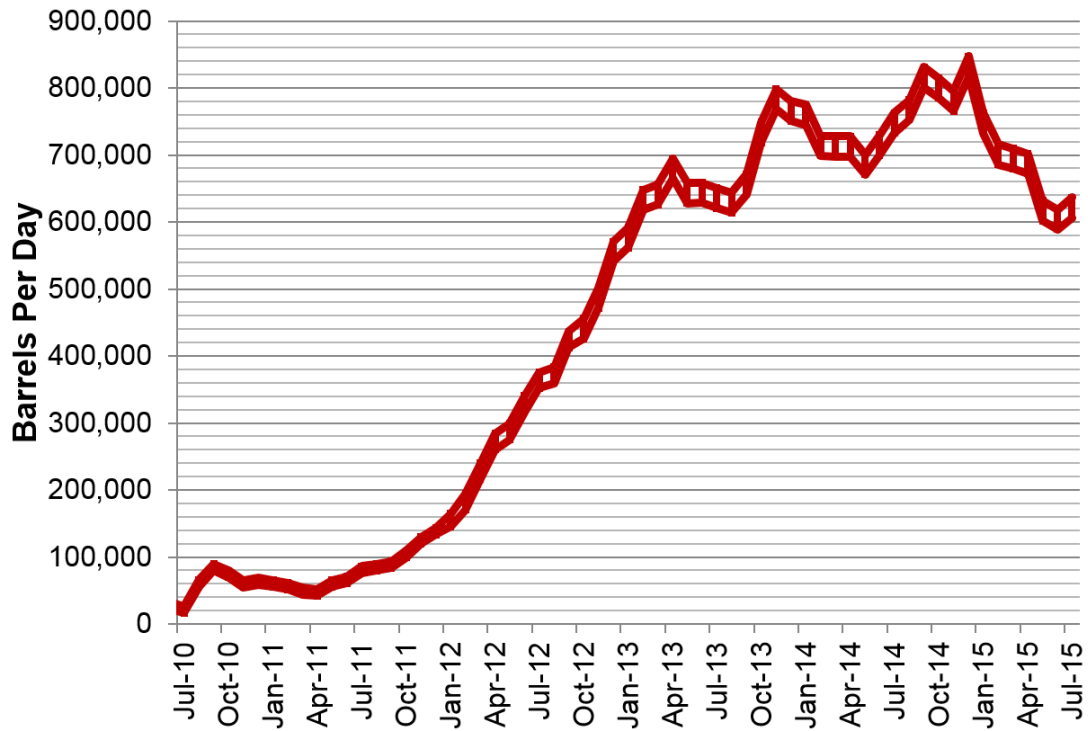
82% CAPTURED & SOLD

14% FLARED DUE TO
CHALLENGES OR
CONSTRAINTS ON EXISTING
GATHERING SYSTEMS

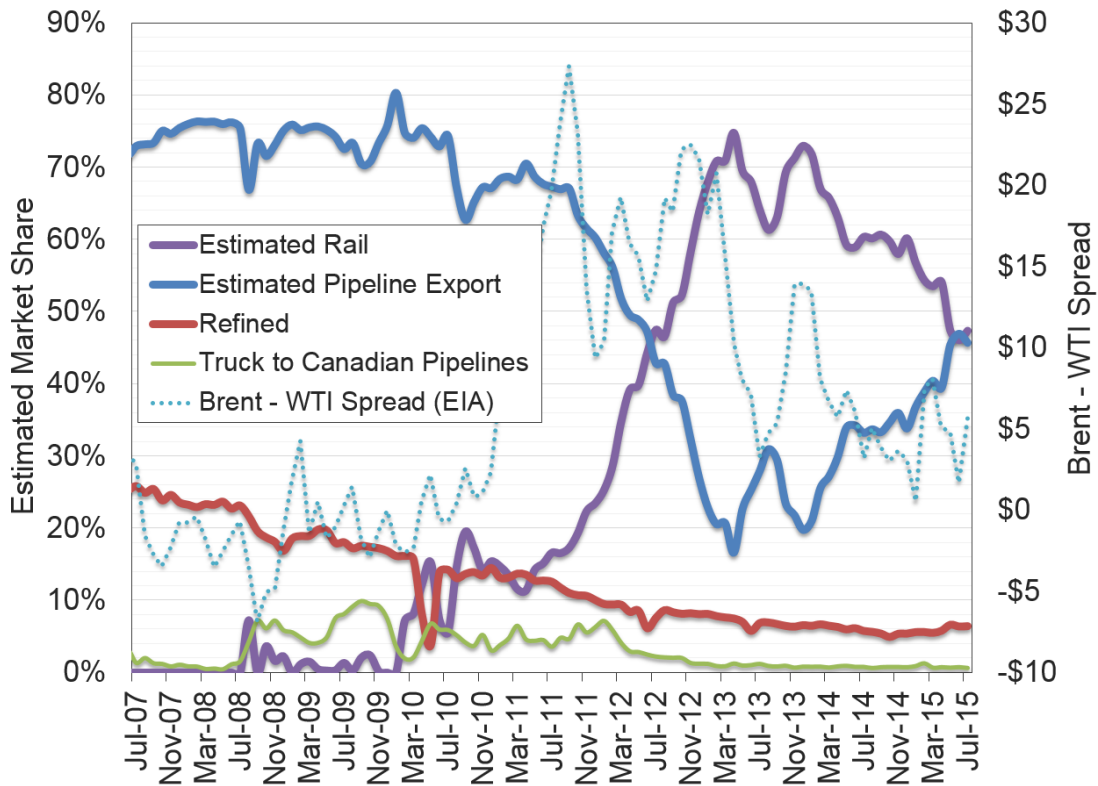
4% FLARED FROM WELL
WITH ZERO SALES

*JULY 2015 NON-CONF DATA

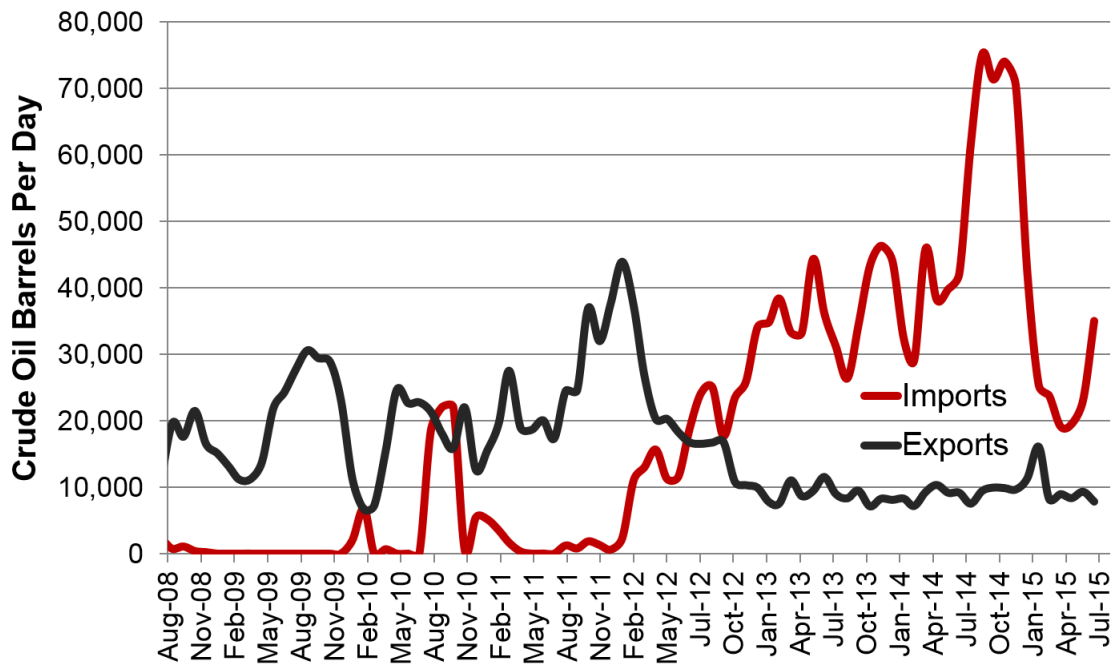
Estimated North Dakota Rail Export Volumes



Estimated Williston Basin Oil Transportation

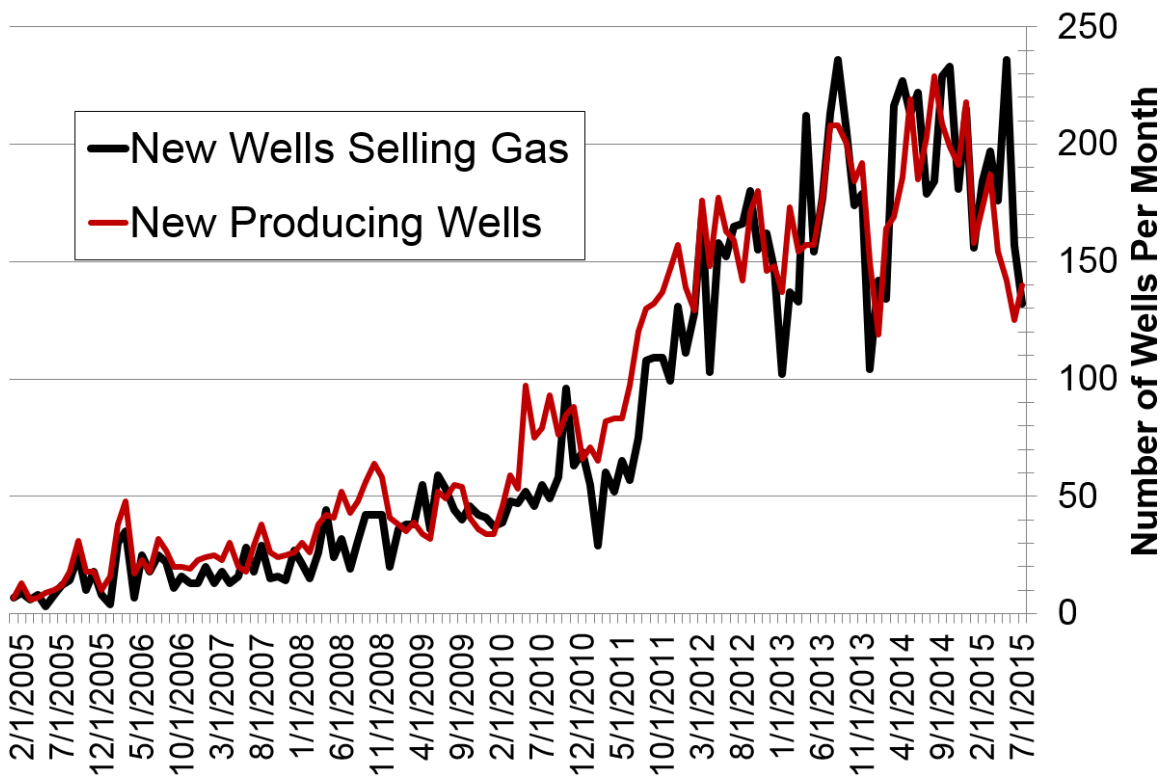


Williston Basin Truck Imports and Exports with Canada



Data for truck imports/exports chart is provided by the US International Trade Commission

New Gas Sales Wells per Month



US Williston Basin Oil Production, BOPD

2014

MONTH	ND	EASTERN MT*	SD	TOTAL
January	937,200	71,664	5,065	1,013,929
February	953,305	73,671	4,936	1,031,912
March	976,798	73,110	4,946	1,054,854
April	1,004,255	74,689	4,806	1,083,751
May	1,040,625	72,809	4,734	1,118,168
June	1,092,922	75,003	4,862	1,172,788
July	1,114,521	76,861	4,926	1,196,308
August	1,132,842	76,263	4,781	1,213,886
September	1,186,328	78,233	4,975	1,269,536
October	1,183,586	78,112	4,895	1,266,593
November	1,188,258	78,158	5,012	1,271,427
December	1,227,344	79,841	5,177	1,312,362

2015

MONTH	ND	EASTERN MT*	SD	TOTAL
January	1,191,378	77,163	5,108	1,273,649
February	1,178,293	79,634	5,051	1,262,978
March	1,191,319	78,563	4,832	1,274,713
April	1,169,815	76,020	4,860	1,250,696
May	1,202,613	74,660	4,567	1,281,840
June	1,211,328		4,403	--
July	1,201,920		4,477	--
August				
September				
October				
November				
December				

* Eastern Montana production composed of the following Counties: Carter, Daniels, Dawson, Fallon, McCone, Powder River, Prairie, Richland, Roosevelt, Sheridan, Valley, Wibaux