



# **MONTHLY UPDATE**

## **JULY 2014 PRODUCTION & TRANSPORTATION**

Published: September 12, 2014

Justin J. Kringstad, Director

North Dakota Pipeline Authority

Office: 701.220.6227

[www.northdakotapipelines.com](http://www.northdakotapipelines.com)

# MONTHLY UPDATE

## JULY 2014 PRODUCTION & TRANSPORTATION

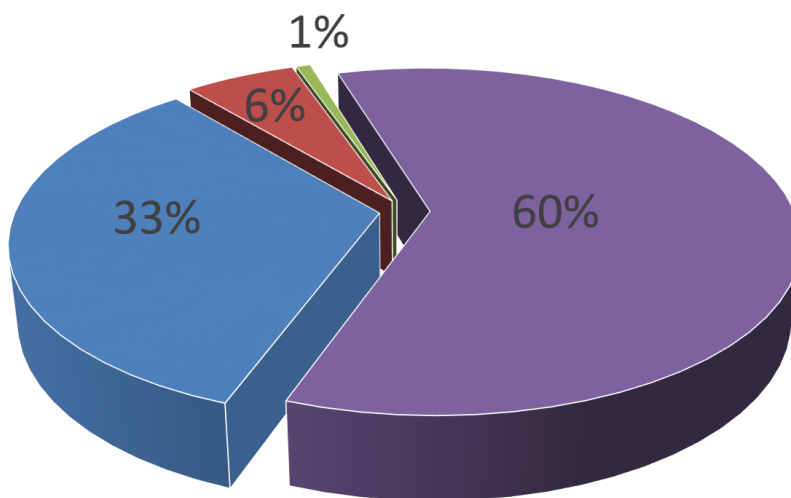
### North Dakota Oil Production

| Month               | Monthly Total, BBL | Average, BOPD |
|---------------------|--------------------|---------------|
| June 2014 - Final   | 32,775,559         | 1,092,519     |
| July 2014 - Prelim. | 34,429,910         | 1,110,642     |

### North Dakota Natural Gas Production

| Month               | Monthly Total, MCF | Average, MCFD |
|---------------------|--------------------|---------------|
| May 2014 - Final    | 37,588,622         | 1,252,954     |
| June 2014 - Prelim. | 40,035,470         | 1,291,467     |

### Williston Basin Crude Oil Transportation, July 2014



■ Estimated Pipeline Export      ■ Tesoro Refinery  
■ Truck to Canadian Pipelines      ■ Estimated Rail

## CURRENT DRILLING ACTIVITY:

### NORTH DAKOTA<sup>1</sup>

198 Rigs

### EASTERN MONTANA<sup>2</sup>

8 Rigs

### SOUTH DAKOTA<sup>2</sup>

1 Rigs

### SOURCE (SEP 12, 2014):

1. ND Oil & Gas Division
2. Baker Hughes

## PRICES:

Crude (WTI): \$92.96

Crude (Brent): \$97.95

NYMEX Gas: \$3.82

### SOURCE: BLOOMBERG (SEPTEMBER 12, 2014)

## GAS STATS\*

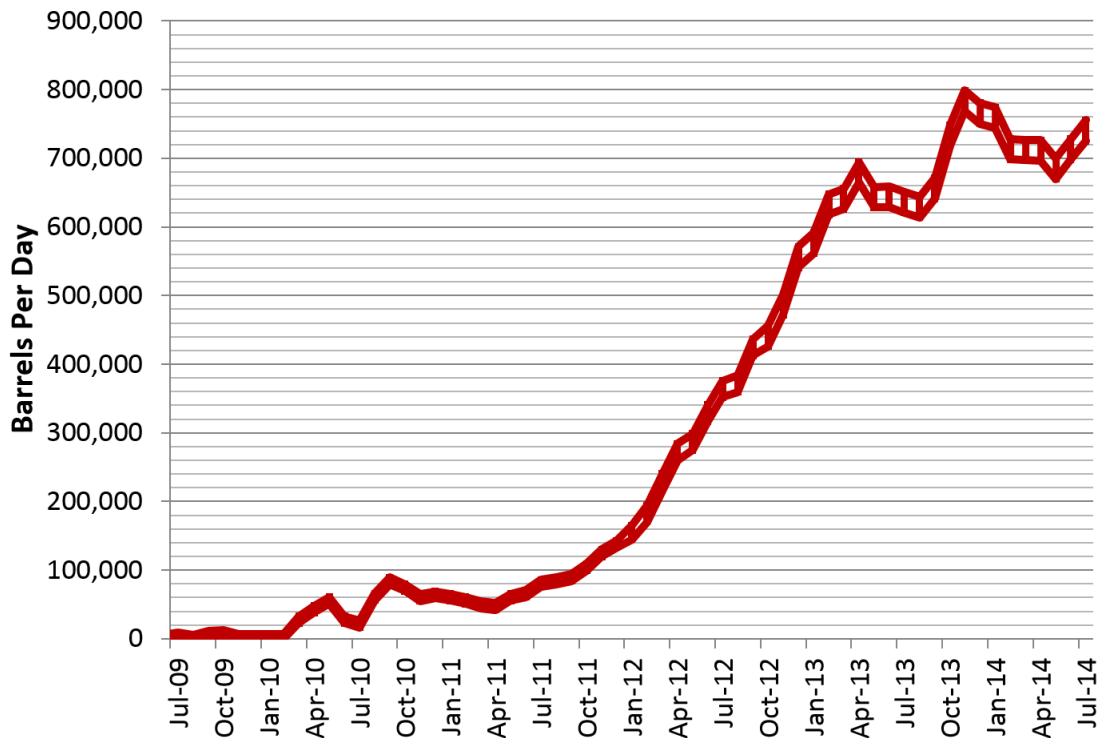
75% CAPTURED & SOLD

16% FLARED DUE TO  
CHALLENGES OR  
CONSTRAINTS ON EXISTING  
GATHERING SYSTEMS

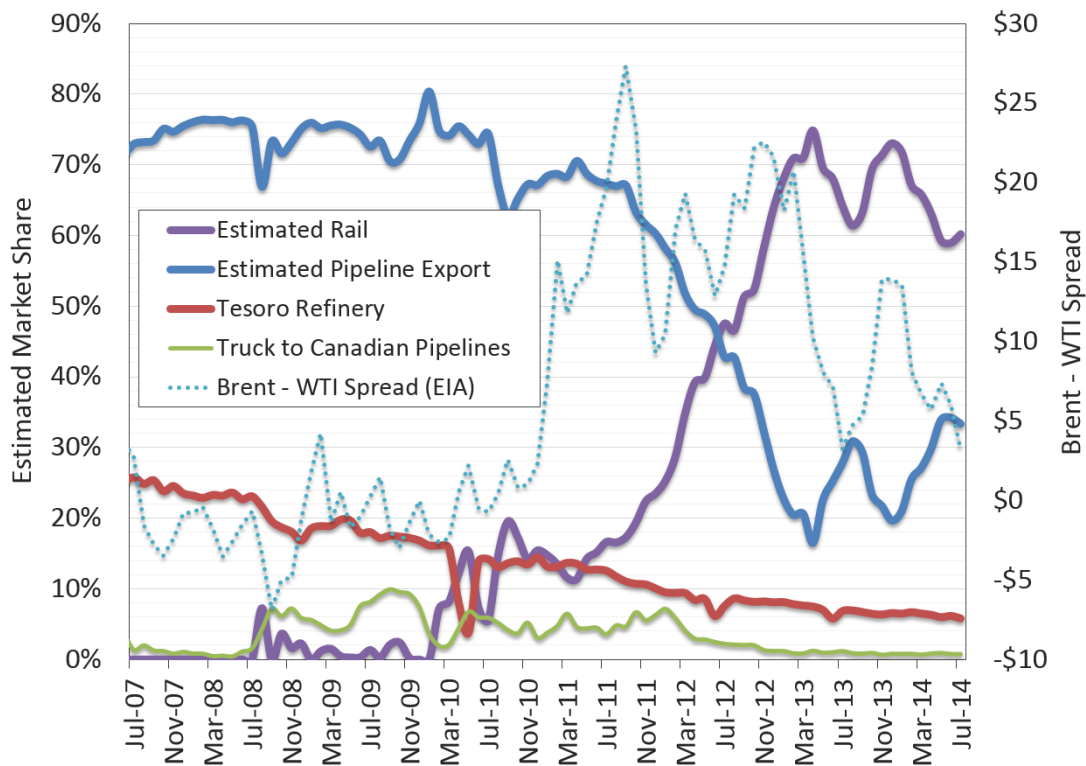
9% FLARED FROM WELL  
WITH ZERO SALES

\*JULY 2014 NON-CONF DATA

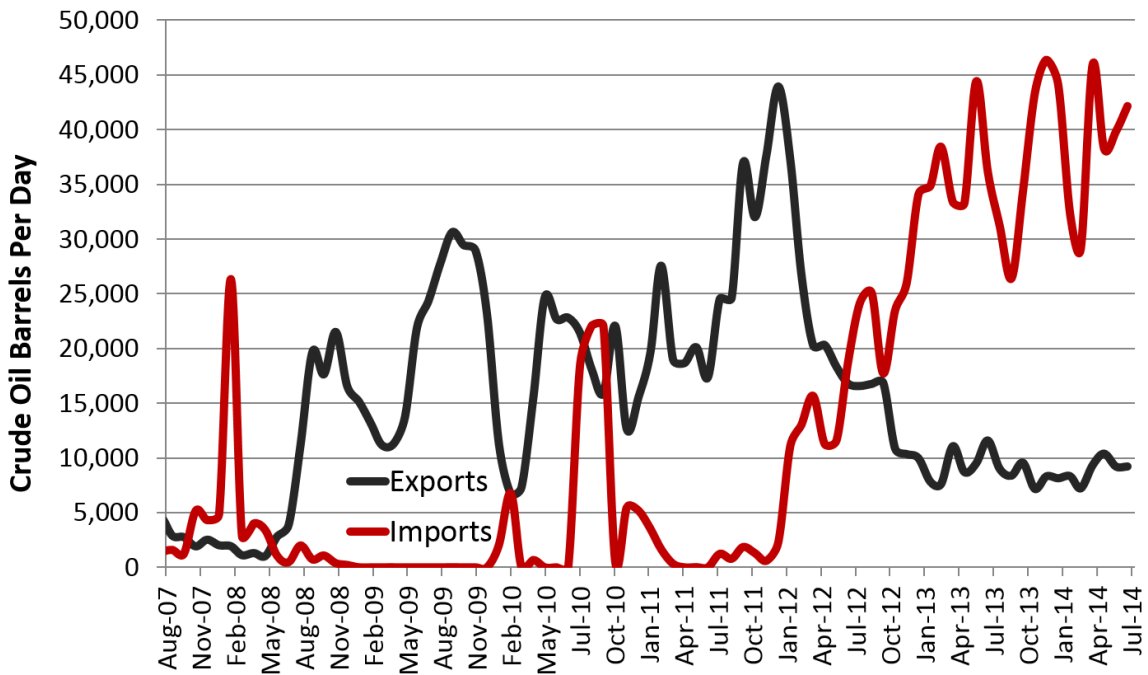
## Estimated North Dakota Rail Export Volumes, July 2014



## Estimated Williston Basin Oil Transportation

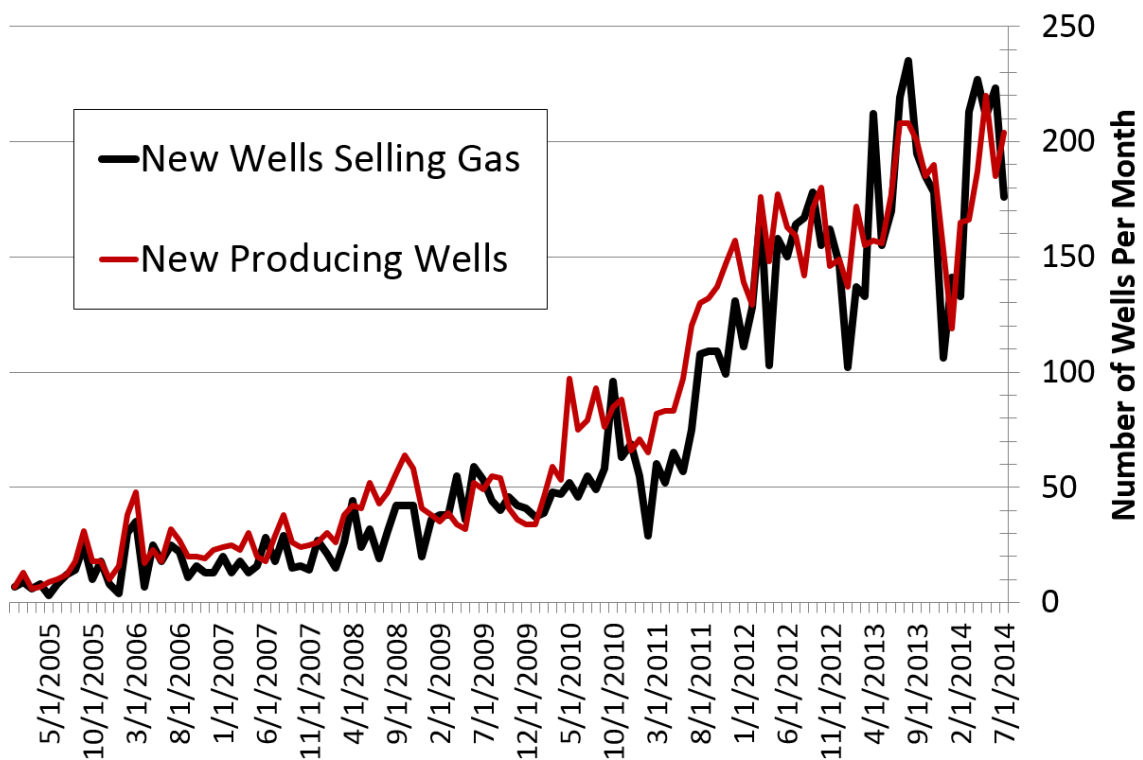


## Williston Basin Truck Imports and Exports with Canada



Data for truck imports/exports chart is provided by the US International Trade Commission

## New Gas Sales Wells per Month



## US Williston Basin Oil Production, BOPD

### 2013

| MONTH     | ND      | EASTERN<br>MT* | SD    | TOTAL     |
|-----------|---------|----------------|-------|-----------|
| January   | 739,086 | 70,598         | 4,617 | 814,301   |
| February  | 781,356 | 71,850         | 4,891 | 858,097   |
| March     | 786,564 | 73,416         | 5,111 | 865,091   |
| April     | 793,832 | 76,035         | 5,131 | 874,998   |
| May       | 811,984 | 75,066         | 4,800 | 891,850   |
| June      | 823,422 | 73,546         | 4,781 | 901,749   |
| July      | 874,180 | 76,245         | 4,678 | 955,102   |
| August    | 912,782 | 76,120         | 4,877 | 993,779   |
| September | 933,918 | 74,071         | 5,017 | 1,013,005 |
| October   | 945,458 | 73,461         | 4,643 | 1,023,562 |
| November  | 976,453 | 74,396         | 5,026 | 1,055,875 |
| December  | 926,687 | 70,827         | 4,801 | 1,002,315 |

### 2014

| MONTH     | ND        | EASTERN<br>MT* | SD    | TOTAL     |
|-----------|-----------|----------------|-------|-----------|
| January   | 936,865   | 71,648         | 4,830 | 1,013,343 |
| February  | 953,201   | 73,576         | 4,712 | 1,031,489 |
| March     | 976,605   | 72,818         | 4,753 | 1,054,176 |
| April     | 1,003,145 | 74,651         | 4,755 | 1,082,551 |
| May       | 1,040,469 | 72,245         | 4,677 | 1,117,391 |
| June      | 1,092,519 | 73,966         | 4,785 | 1,171,270 |
| July      | 1,110,642 |                |       |           |
| August    |           |                |       |           |
| September |           |                |       |           |
| October   |           |                |       |           |
| November  |           |                |       |           |
| December  |           |                |       |           |

\* Eastern Montana production composed of the following Counties: Carter, Daniels, Dawson, Fallon, McCone, Powder River, Prairie, Richland, Roosevelt, Sheridan, Valley, Wibaux