



MONTHLY UPDATE

JULY 2013 PRODUCTION & TRANSPORTATION

Published: September 13, 2013

Justin J. Kringstad, Director

North Dakota Pipeline Authority

Office: 701.220.6227

www.northdakotapipelines.com

MONTHLY UPDATE

JULY 2013 PRODUCTION & TRANSPORTATION

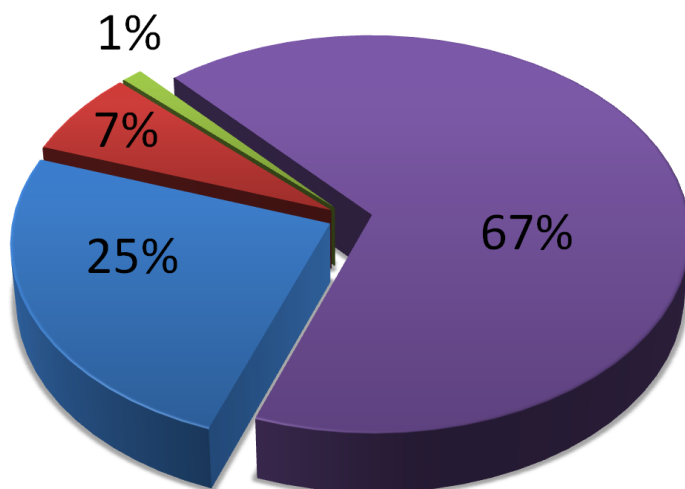
North Dakota Oil Production

Month	Monthly Total, BBL	Average, BOPD
June 2013 – Final	24,647,947	821,598
July 2013 – Prelim.	27,108,258	874,460

North Dakota Natural Gas Production

Month	Monthly Total, MCF	Average, MCFD
June 2013 – Final	28,003,677	933,456
July 2013 – Prelim.	30,079,449	970,305

Williston Basin Crude Oil Transportation, July 2013



■ Estimated Pipeline Export ■ Tesoro Refinery
■ Truck to Canadian Pipelines ■ Estimated Rail

REGIONAL DRILLING ACTIVITY:

NORTH DAKOTA¹

181 Rigs

EASTERN MONTANA²

12 Rigs

SOUTH DAKOTA²

2 Rigs

SOURCE:

1. ND Oil & Gas Division
2. Baker Hughes

PRICES:

Crude (WTI): \$107.59

Crude (Brent): \$112.05

NYMEX Gas: \$3.62

SOURCE: BLOOMBERG

GAS STATS*

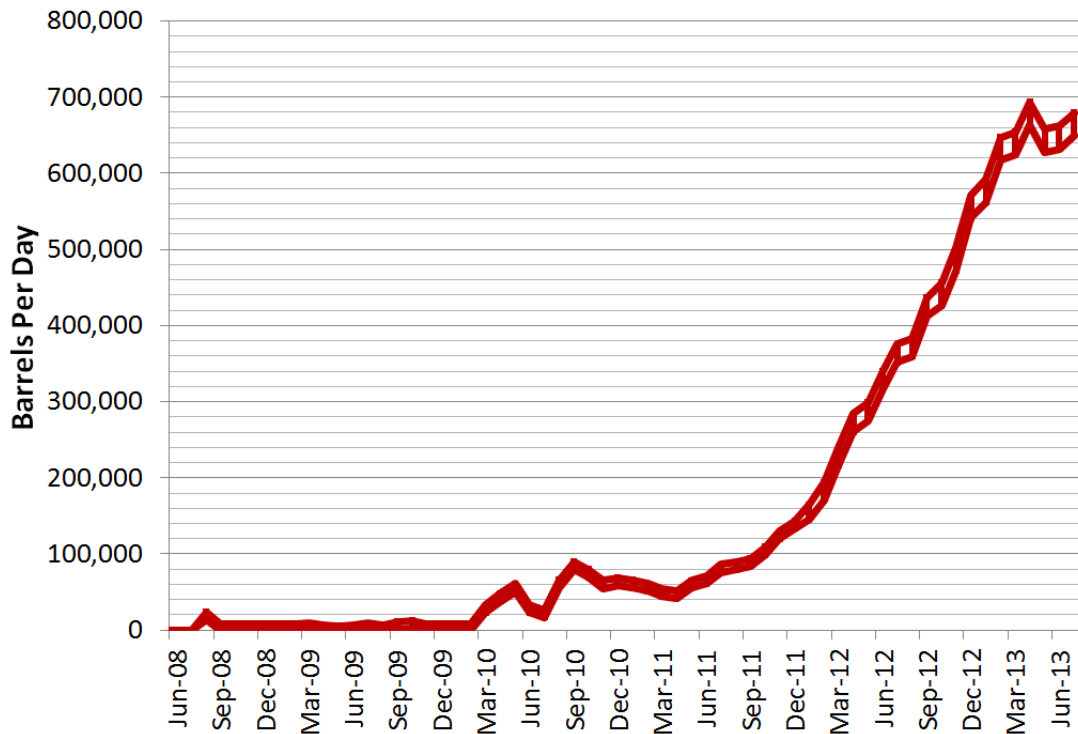
71% CAPTURED & SOLD

15% FLARED DUE TO
CHALLENGES OR
CONSTRAINTS ON EXISTING
GATHERING SYSTEMS

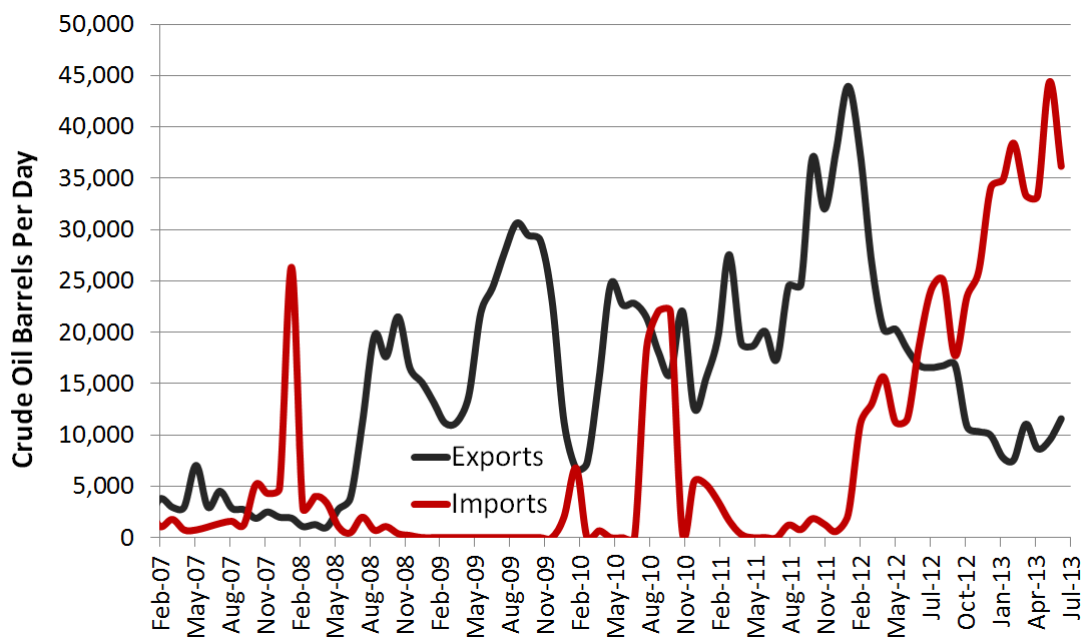
14% FLARED DUE TO LACK
OF PIPELINE CONNECTION

*JULY 2013 NON-CONF DATA

Estimated North Dakota Rail Export Volumes, July 2013

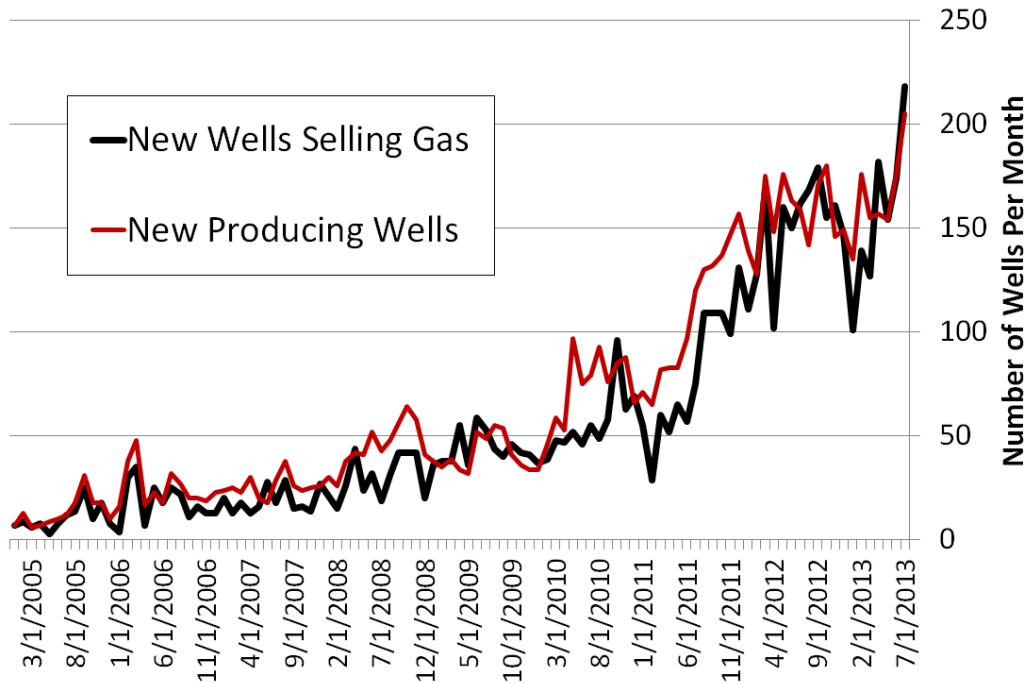


Williston Basin Truck Imports and Exports with Canada



Data for truck imports/exports chart is provided by the US International Trade Commission

New Gas Sales Wells per Month



US Williston Basin Oil Production

MONTH	ND	Eastern MT*	SD	TOTAL
January	739,184	70,454	4,617	814,255
February	780,591	71,806	4,891	857,288
March	785,431	73,373	5,111	863,915
April	793,748	75,176	5,131	874,055
May	811,485	74,947	4,800	891,232
June	821,598		4,781	--
July	874,460			--
August				--
September				--
October				--
November				--
December				--

* Eastern Montana production composed of the following Counties: Carter, Daniels, Dawson, Fallon, McCone, Powder River, Prairie, Richland, Roosevelt, Sheridan, Valley, Wibaux