



# **MONTHLY UPDATE**

## **AUGUST 2014 PRODUCTION & TRANSPORTATION**

Published: October 15, 2014  
Justin J. Kringstad, Director  
North Dakota Pipeline Authority  
Office: 701.220.6227  
[www.northdakotapipelines.com](http://www.northdakotapipelines.com)

# MONTHLY UPDATE

## AUGUST 2014 PRODUCTION & TRANSPORTATION

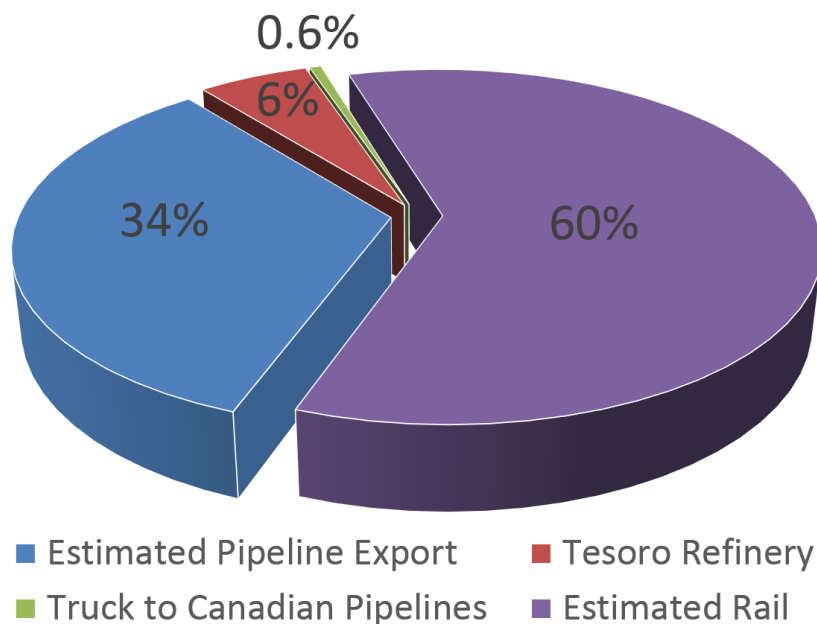
### North Dakota Oil Production

Month	Monthly Total, BBL	Average, BOPD
July 2014 - Final	34,547,044	1,114,421
Aug. 2014 - Prelim.	35,102,258	1,132,331

### North Dakota Natural Gas Production

Month	Monthly Total, MCF	Average, MCFD
July 2014 - Final	40,130,101	1,294,519
Aug. 2014 - Prelim.	41,551,793	1,340,380

### Williston Basin Crude Oil Transportation, August 2014



## CURRENT DRILLING ACTIVITY:

### NORTH DAKOTA<sup>1</sup>

190 Rigs

### EASTERN MONTANA<sup>2</sup>

10 Rigs

### SOUTH DAKOTA<sup>2</sup>

1 Rigs

### SOURCE (OCT 15, 2014):

1. ND Oil & Gas Division
2. Baker Hughes

## PRICES:

Crude (WTI): \$81.92

Crude (Brent): \$85.31

NYMEX Gas: \$3.81

### SOURCE: BLOOMBERG (OCTOBER 15, 2014)

## GAS STATS\*

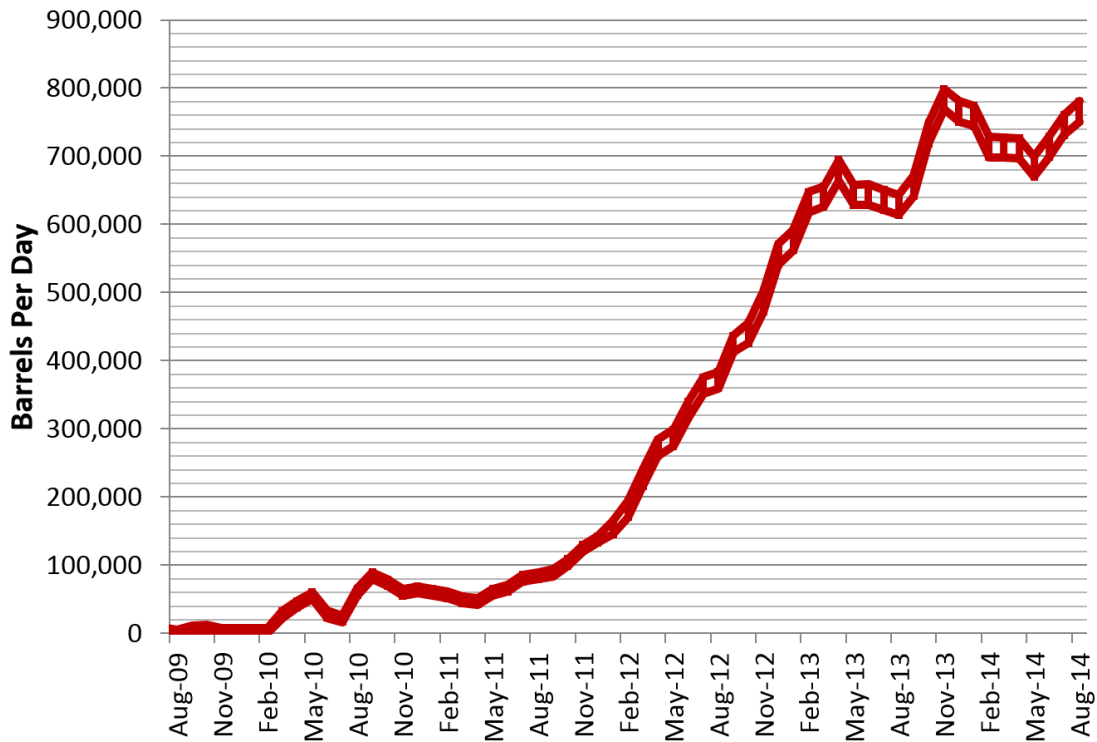
74% CAPTURED & SOLD

16% FLARED DUE TO  
CHALLENGES OR  
CONSTRAINTS ON EXISTING  
GATHERING SYSTEMS

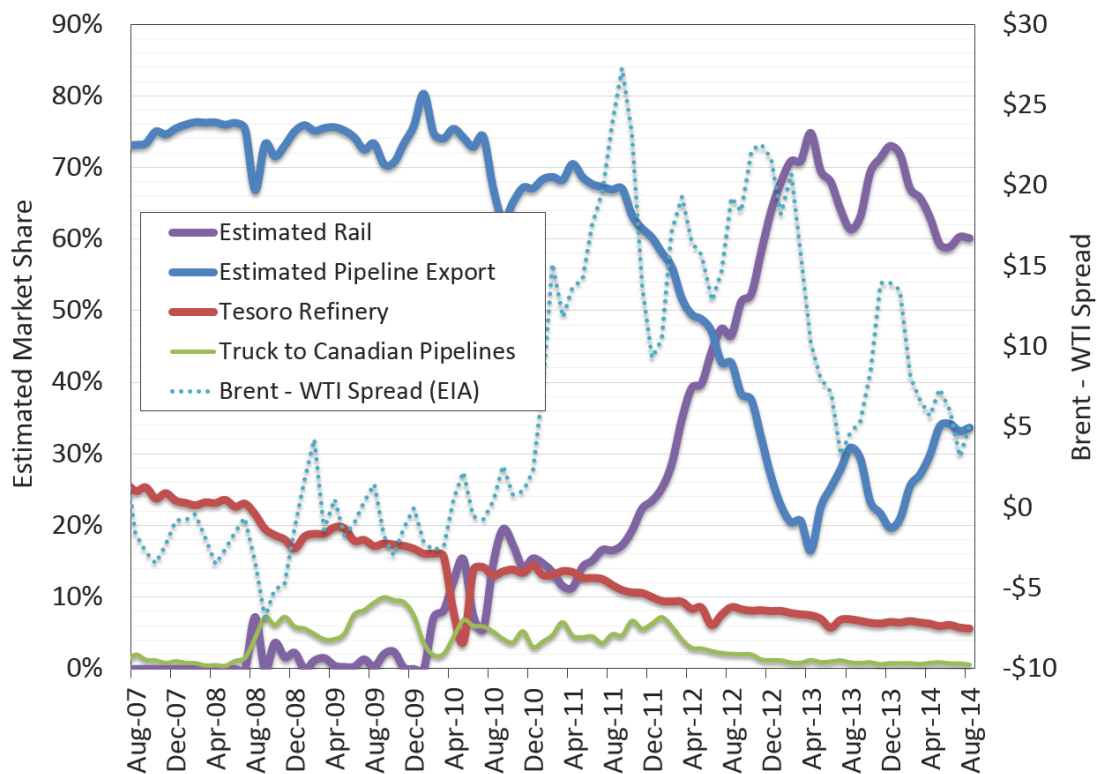
10% FLARED FROM WELL  
WITH ZERO SALES

\*AUG 2014 NON-CONF DATA

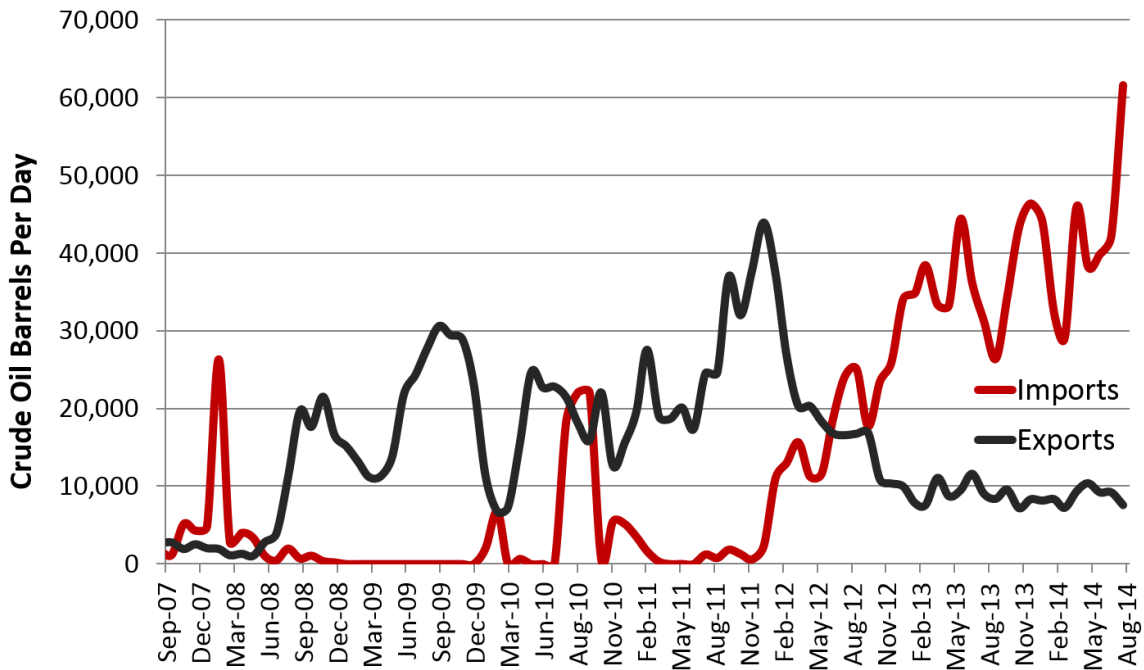
## Estimated North Dakota Rail Export Volumes, August 2014



## Estimated Williston Basin Oil Transportation

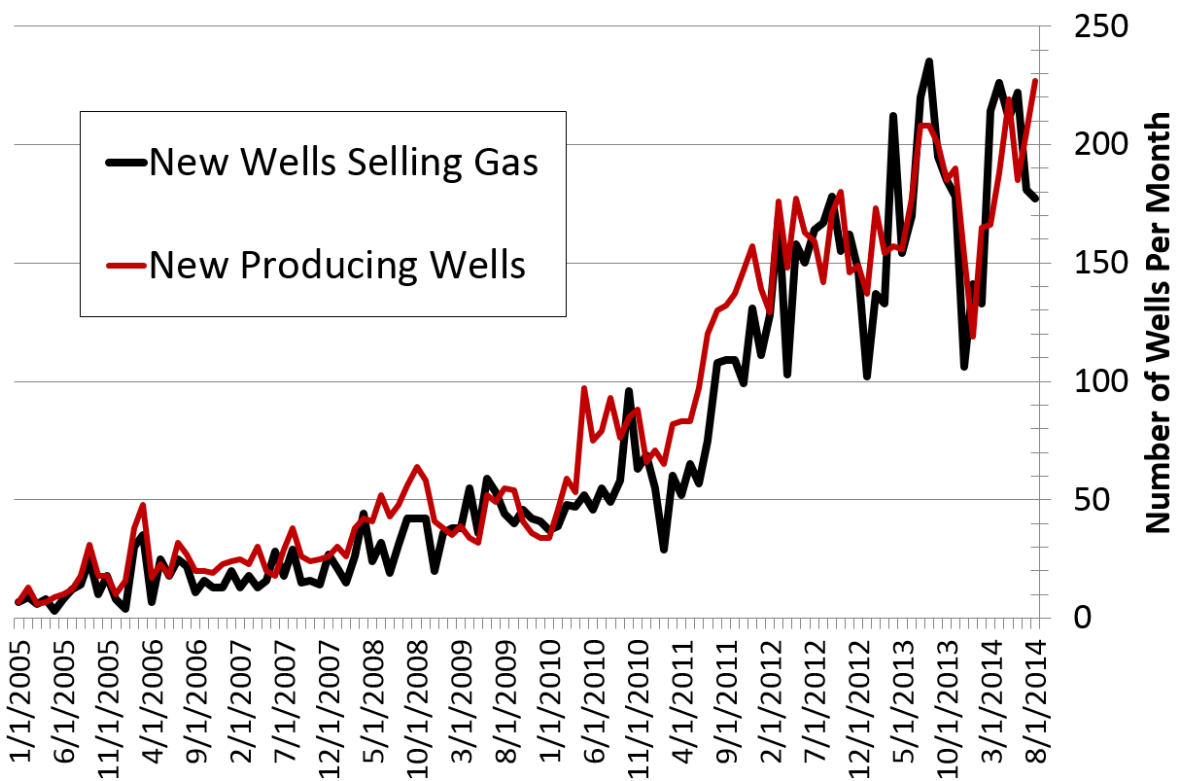


## Williston Basin Truck Imports and Exports with Canada



Data for truck imports/exports chart is provided by the US International Trade Commission

## New Gas Sales Wells per Month



## US Williston Basin Oil Production, BOPD

### 2013

MONTH	ND	EASTERN MT*	SD	TOTAL
January	739,086	70,598	4,617	814,301
February	781,356	71,850	4,891	858,097
March	786,564	73,416	5,111	865,091
April	793,832	76,035	5,131	874,998
May	811,984	75,066	4,800	891,850
June	823,422	73,546	4,781	901,749
July	874,180	76,245	4,678	955,102
August	912,782	76,120	4,877	993,779
September	933,918	74,071	5,017	1,013,005
October	945,458	73,461	4,643	1,023,562
November	976,453	74,396	5,026	1,055,875
December	926,687	70,827	4,801	1,002,315

### 2014

MONTH	ND	EASTERN MT*	SD	TOTAL
January	936,865	71,648	4,830	1,013,343
February	953,201	73,645	4,712	1,031,558
March	976,605	73,097	4,753	1,054,455
April	1,003,145	74,675	4,755	1,082,575
May	1,040,469	72,365	4,677	1,117,511
June	1,092,519	74,301	4,785	1,171,604
July	1,114,421	75,162	4,875	1,194,457
August	1,132,331		4,675	--
September				
October				
November				
December				

\* Eastern Montana production composed of the following Counties: Carter, Daniels, Dawson, Fallon, McCone, Powder River, Prairie, Richland, Roosevelt, Sheridan, Valley, Wibaux