



MONTHLY UPDATE

MARCH 2014 PRODUCTION & TRANSPORTATION

Published: May 13, 2014

Justin J. Kringstad, Director

North Dakota Pipeline Authority

Office: 701.220.6227

www.northdakotapipelines.com

MONTHLY UPDATE

MARCH 2014 PRODUCTION & TRANSPORTATION

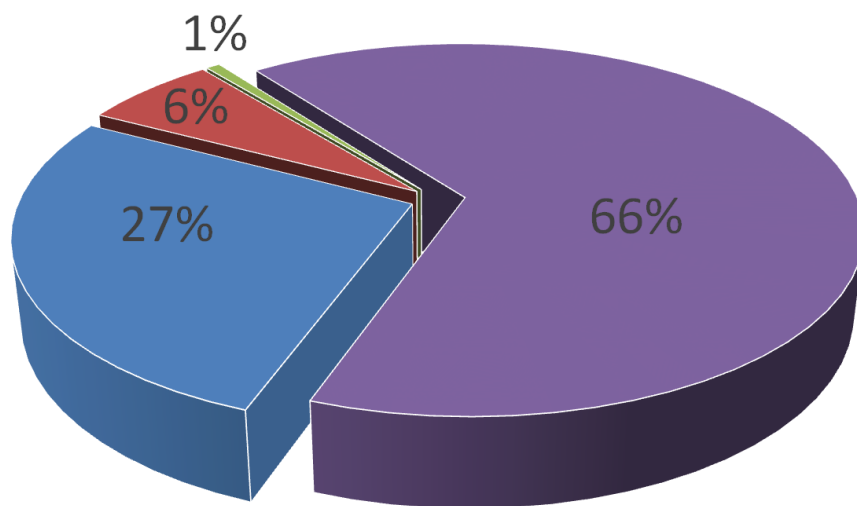
North Dakota Oil Production

Month	Monthly Total, BBL	Average, BOPD
Feb. 2014 - Final	26,657,540	952,055
Mar. 2014 - Prelim.	30,288,575	977,051

North Dakota Natural Gas Production

Month	Monthly Total, MCF	Average, MCFD
Feb. 2014 - Final	29,793,672	1,064,060
Mar. 2014 - Prelim.	33,671,853	1,086,189

Williston Basin Crude Oil Transportation, Mar. 2014



■ Estimated Pipeline Export ■ Tesoro Refinery
■ Truck to Canadian Pipelines ■ Estimated Rail

CURRENT DRILLING ACTIVITY:

NORTH DAKOTA¹

193 Rigs

EASTERN MONTANA²

8 Rigs

SOUTH DAKOTA²

0 Rigs

SOURCE (MAY 13, 2014):

1. ND Oil & Gas Division
2. Baker Hughes

PRICES:

Crude (WTI): \$101.38

Crude (Brent): \$108.75

NYMEX Gas: \$4.44

SOURCE: BLOOMBERG (MAY 13, 2014)

GAS STATS*

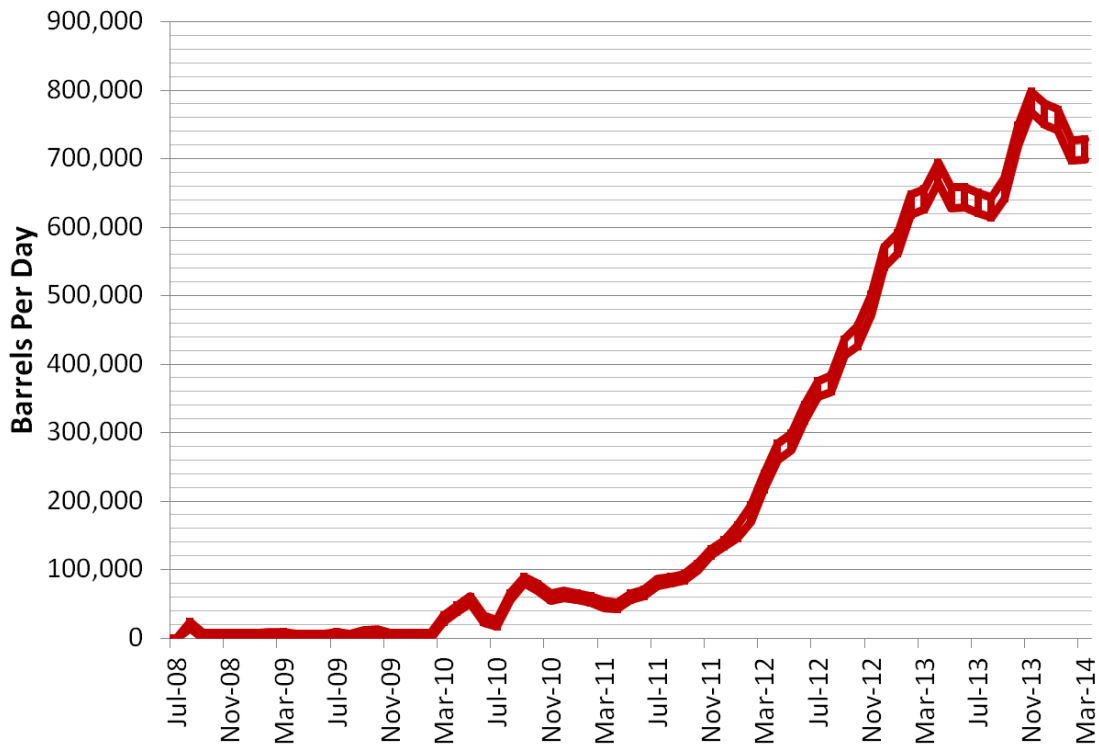
67% CAPTURED & SOLD**

21% FLARED DUE TO
CHALLENGES OR
CONSTRAINTS ON EXISTING
GATHERING SYSTEMS

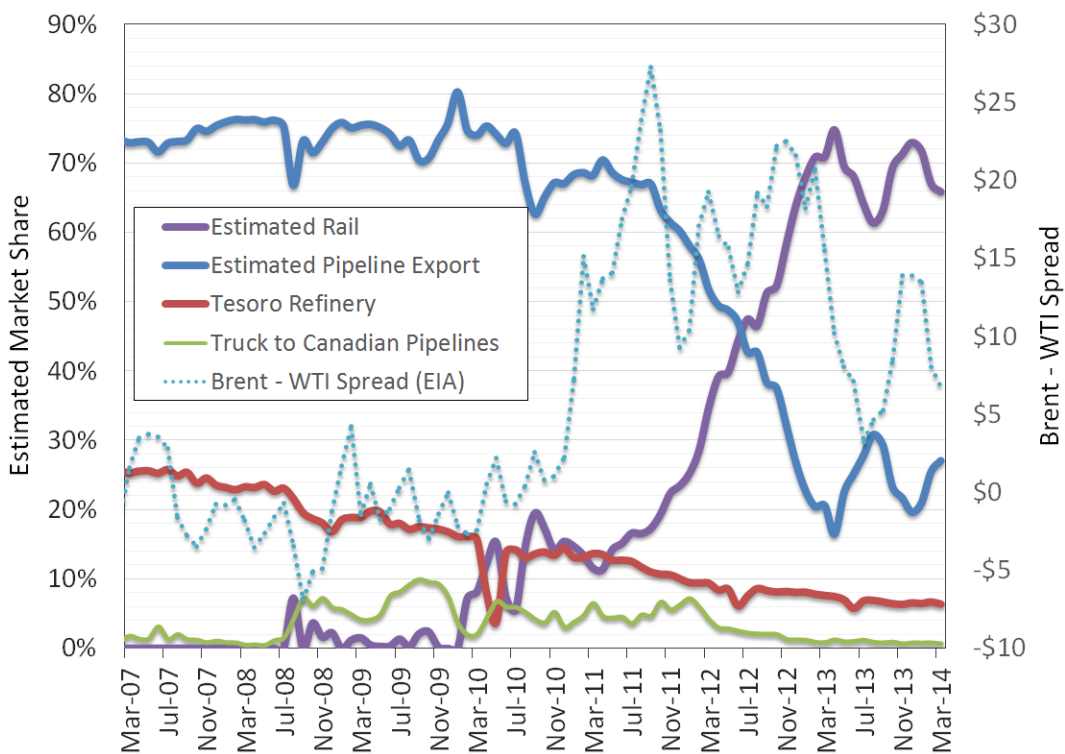
12% FLARED FROM WELL
WITH ZERO SALES

*MAR 2014 NON-CONF DATA
**HESS GAS PLANT
SHUTDOWN

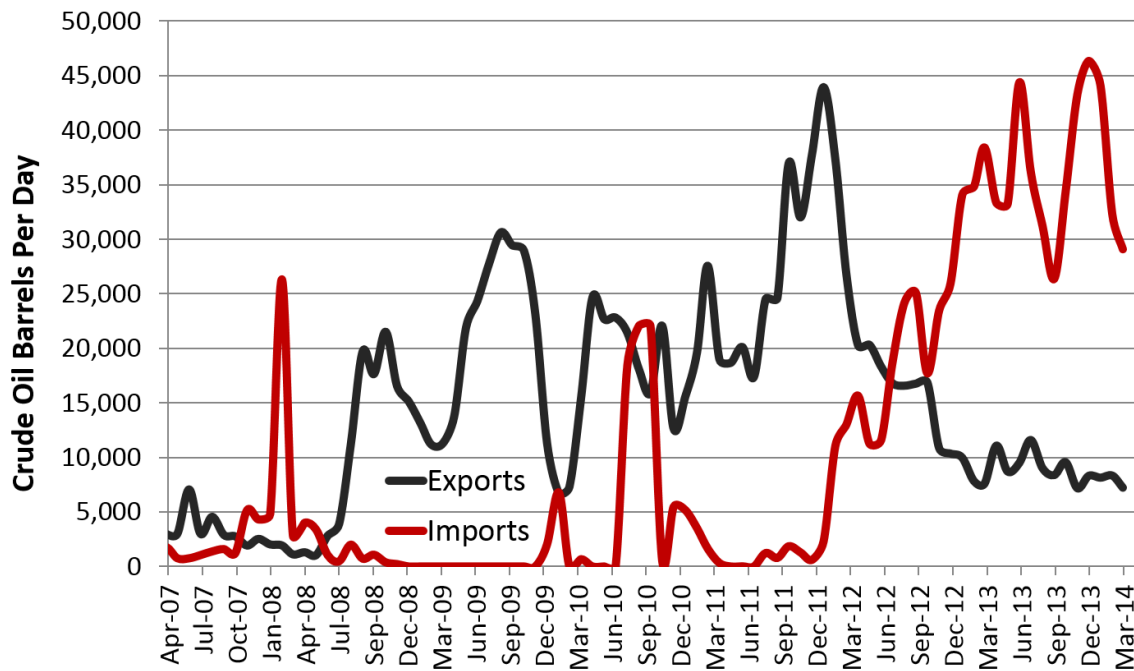
Estimated North Dakota Rail Export Volumes, March 2014



Estimated Williston Basin Oil Transportation

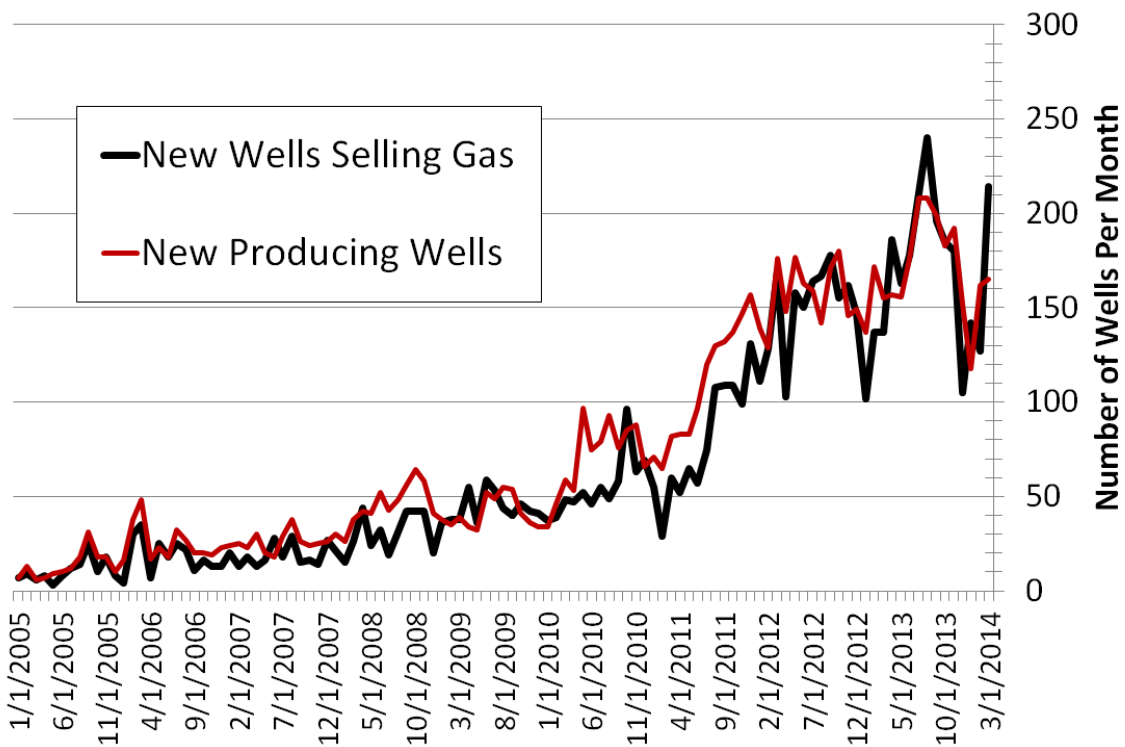


Williston Basin Truck Imports and Exports with Canada



Data for truck imports/exports chart is provided by the US International Trade Commission

New Gas Sales Wells per Month



US Williston Basin Oil Production, BOPD

2013

MONTH	ND	EASTERN MT*	SD	TOTAL
January	739,086	70,598	4,617	814,301
February	781,356	71,850	4,891	858,097
March	786,564	73,416	5,111	865,091
April	793,832	76,035	5,131	874,998
May	811,984	75,066	4,800	891,850
June	823,422	73,546	4,781	901,749
July	874,180	76,245	4,678	955,102
August	912,782	76,120	4,877	993,779
September	933,918	74,071	5,017	1,013,005
October	945,458	73,465	4,643	1,023,566
November	976,453	74,039	5,026	1,055,518
December	926,687	70,534	4,801	1,002,022

2014

MONTH	ND	EASTERN MT*	SD	TOTAL
January	935,126	71,152	4,830	1,011,108
February	952,055	73,013	4,712	1,029,780
March	977,051			--
April				
May				
June				
July				
August				
September				
October				
November				
December				

* Eastern Montana production composed of the following Counties: Carter, Daniels, Dawson, Fallon, McCone, Powder River, Prairie, Richland, Roosevelt, Sheridan, Valley, Wibaux