



MONTHLY UPDATE

APRIL 2014 PRODUCTION & TRANSPORTATION

Published: June 17, 2014
Justin J. Kringstad, Director
North Dakota Pipeline Authority
Office: 701.220.6227
www.northdakotapipelines.com

MONTHLY UPDATE

APRIL 2014 PRODUCTION & TRANSPORTATION

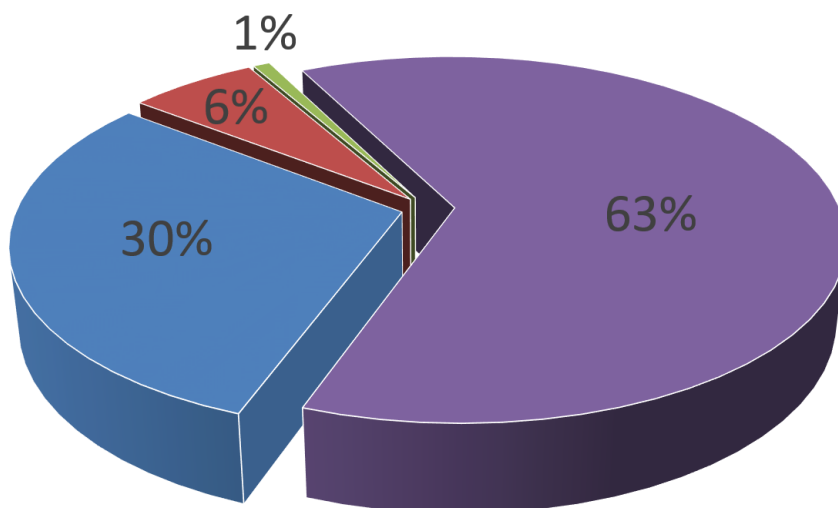
North Dakota Oil Production

| Month | Monthly Total, BBL | Average, BOPD |
|---------------------|--------------------|---------------|
| Mar. 2014 - Final | 30,292,531 | 977,178 |
| Apr. 2014 - Prelim. | 30,034,469 | 1,001,149 |

North Dakota Natural Gas Production

| Month | Monthly Total, MCF | Average, MCFD |
|---------------------|--------------------|---------------|
| Mar. 2014 - Final | 33,654,572 | 1,085,631 |
| Apr. 2014 - Prelim. | 34,012,259 | 1,133,742 |

Williston Basin Crude Oil Transportation, Apr. 2014



■ Estimated Pipeline Export ■ Tesoro Refinery
■ Truck to Canadian Pipelines ■ Estimated Rail

CURRENT DRILLING ACTIVITY:

NORTH DAKOTA¹

187 Rigs

EASTERN MONTANA²

5 Rigs

SOUTH DAKOTA²

0 Rigs

SOURCE (JUNE 17, 2014):

1. ND Oil & Gas Division
2. Baker Hughes

PRICES:

Crude (WTI): \$106.84

Crude (Brent): \$113.48

NYMEX Gas: \$4.71

**SOURCE: BLOOMBERG
(JUNE 17, 2014)**

GAS STATS*

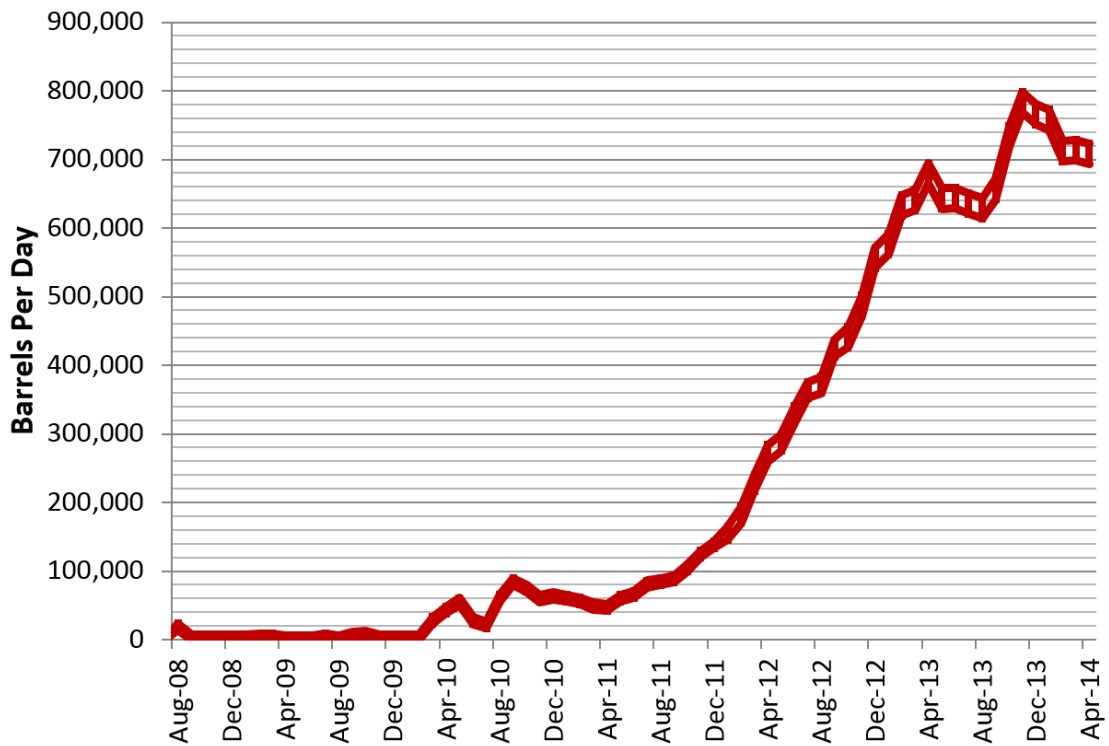
71% CAPTURED & SOLD

19% FLARED DUE TO
CHALLENGES OR
CONSTRAINTS ON EXISTING
GATHERING SYSTEMS

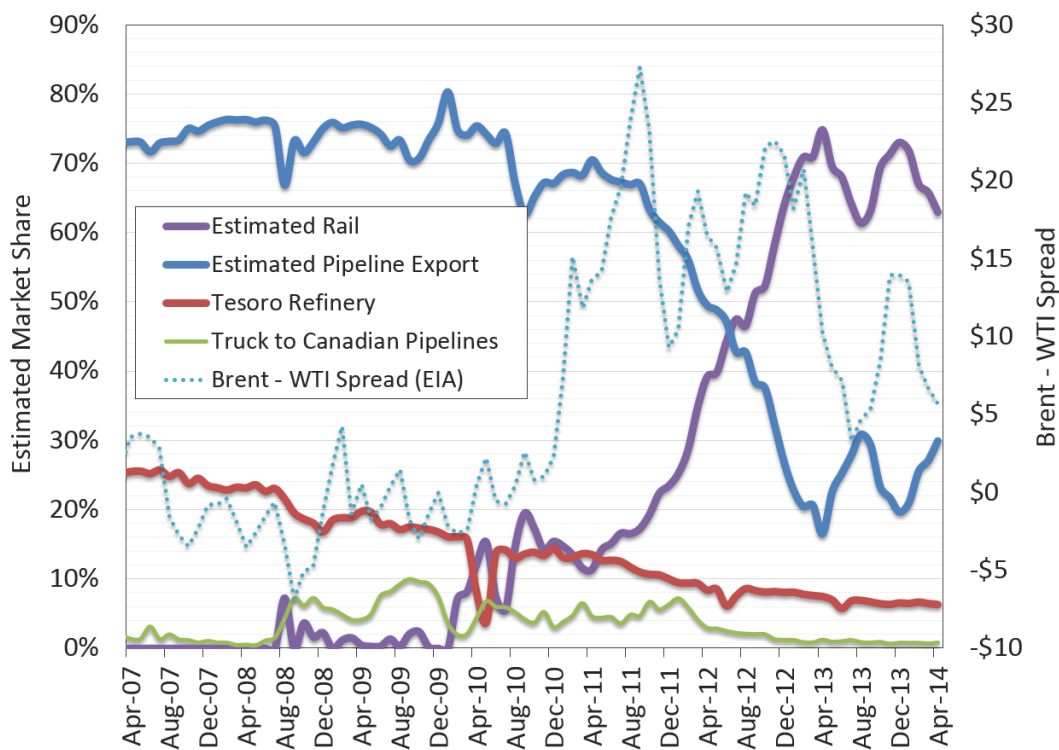
10% FLARED FROM WELL
WITH ZERO SALES

*APR 2014 NON-CONF DATA

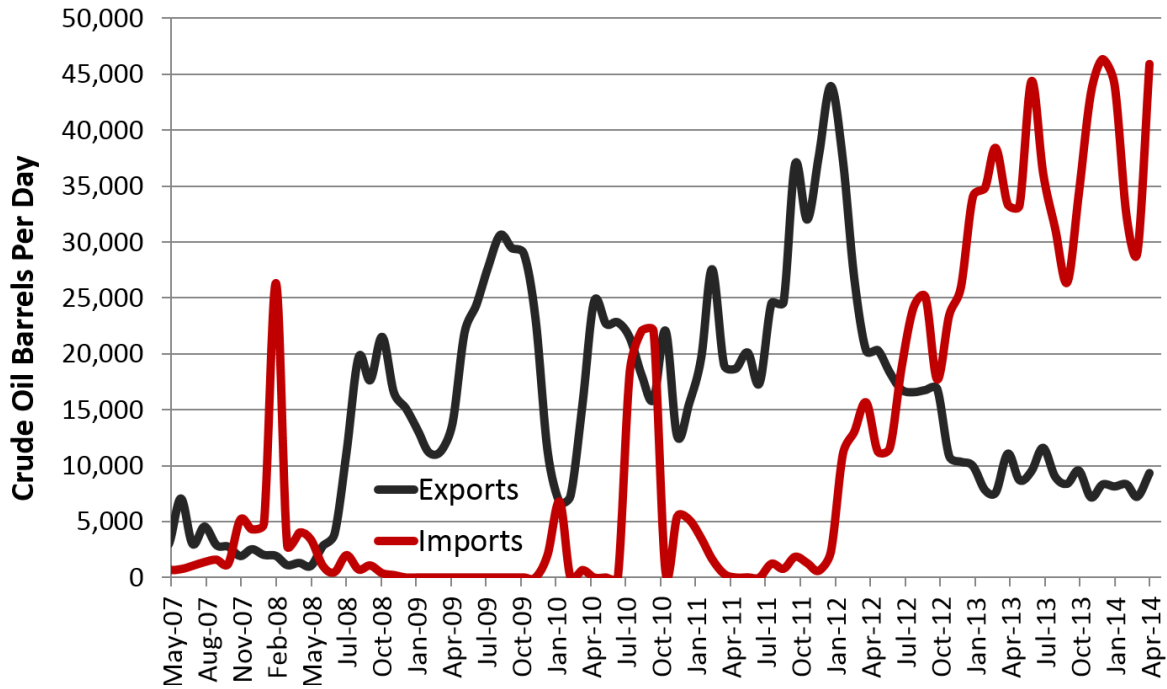
Estimated North Dakota Rail Export Volumes, March 2014



Estimated Williston Basin Oil Transportation

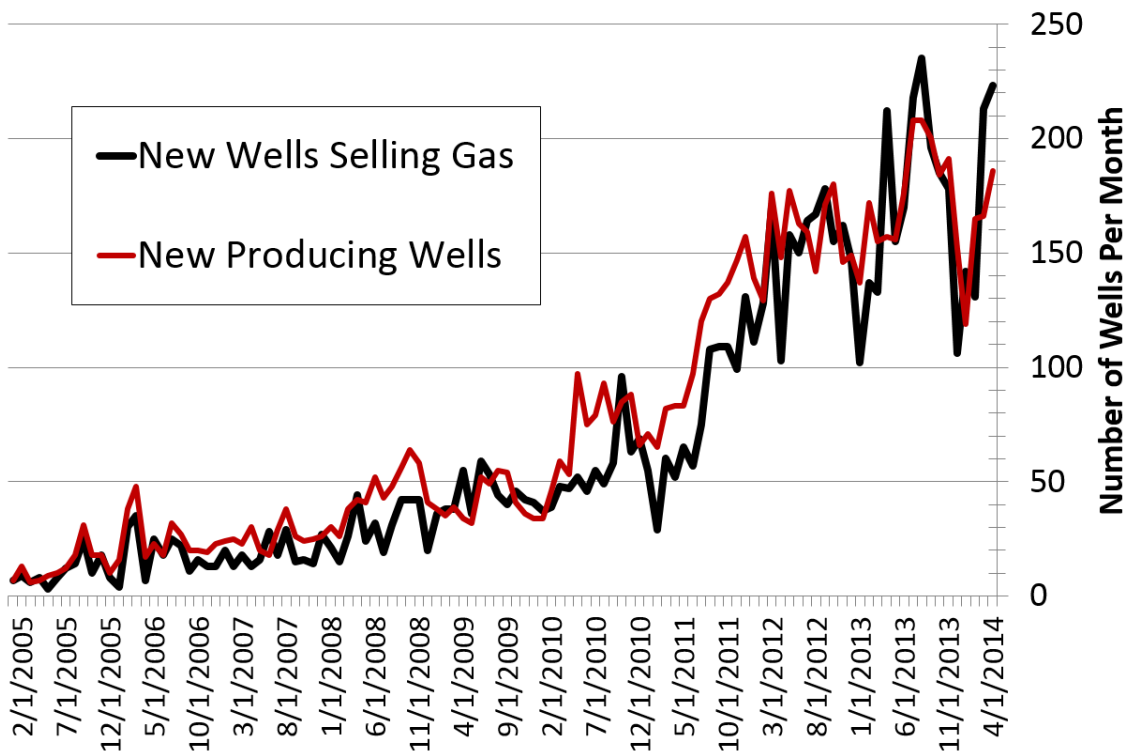


Williston Basin Truck Imports and Exports with Canada



Data for truck imports/exports chart is provided by the US International Trade Commission

New Gas Sales Wells per Month



US Williston Basin Oil Production, BOPD

2013

| MONTH | ND | EASTERN MT* | SD | TOTAL |
|-----------|---------|----------------|-------|---------|
| January | 546,547 | 59,897 | 4,915 | 611,359 |
| February | 558,558 | 62,041 | 4,891 | 625,489 |
| March | 577,478 | 60,509 | 4,776 | 642,762 |
| April | 609,503 | 64,343 | 4,725 | 678,571 |
| May | 639,981 | 63,896 | 4,941 | 708,819 |
| June | 664,618 | 61,308 | 4,864 | 730,790 |
| July | 676,249 | 65,947 | 4,743 | 746,939 |
| August | 701,409 | 67,601 | 4,645 | 773,655 |
| September | 729,248 | 68,663 | 4,640 | 802,551 |
| October | 749,212 | 71,996 | 4,561 | 825,769 |
| November | 735,062 | 71,392 | 4,647 | 811,101 |
| December | 770,111 | 70,883 | 4,379 | 845,373 |

2014

| MONTH | ND | EASTERN MT* | SD | TOTAL |
|-----------|-----------|----------------|-------|-----------|
| January | 935,126 | 71,556 | 4,830 | 1,011,513 |
| February | 952,055 | 73,515 | 4,712 | 1,030,282 |
| March | 977,178 | 72,563 | 4,753 | 1,054,494 |
| April | 1,001,149 | | | |
| May | | | | |
| June | | | | |
| July | | | | |
| August | | | | |
| September | | | | |
| October | | | | |
| November | | | | |
| December | | | | |

* Eastern Montana production composed of the following Counties: Carter, Daniels, Dawson, Fallon, McCone, Powder River, Prairie, Richland, Roosevelt, Sheridan, Valley, Wibaux