



MONTHLY UPDATE

MAY 2015 PRODUCTION & TRANSPORTATION

Published: July 10, 2015
Justin J. Kringstad, Director
North Dakota Pipeline Authority
Office: 701.220.6227
www.northdakotapipelines.com

MONTHLY UPDATE

MAY 2015 PRODUCTION & TRANSPORTATION

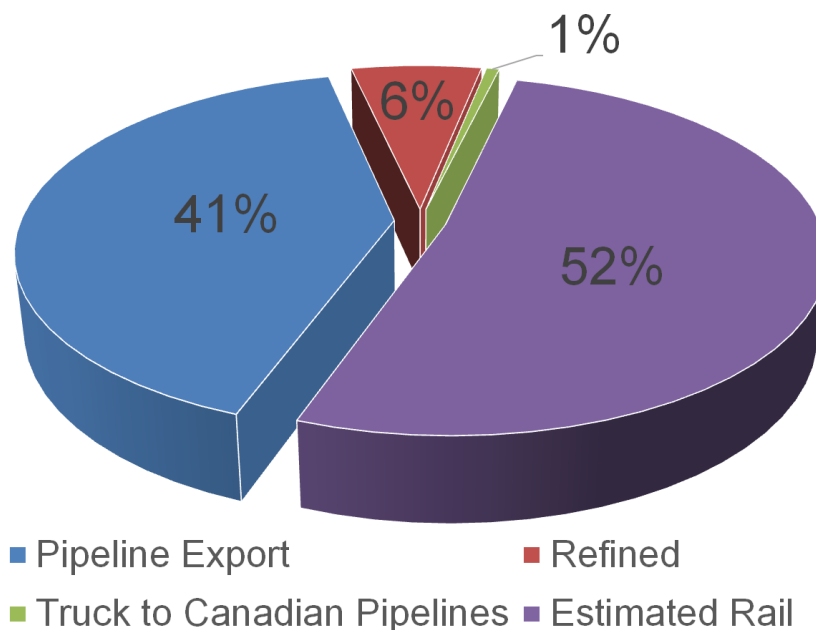
North Dakota Oil Production

Month	Monthly Total, BBL	Average, BOPD
April 2015 - Final	35,071,359	1,169,045
May 2015 - Prelim.	37,235,914	1,201,159

North Dakota Natural Gas Production

Month	Monthly Total, MCF	Average, MCFD
April 2015 - Final	45,814,227	1,527,141
May 2015 - Prelim.	50,394,359	1,625,624

Williston Basin Crude Oil Transportation, May 2015



CURRENT DRILLING ACTIVITY:

NORTH DAKOTA¹

73 Rigs

EASTERN MONTANA²

1 Rigs

SOUTH DAKOTA²

0 Rigs

SOURCE (JULY 10, 2015):

1. ND Oil & Gas Division
2. Baker Hughes

PRICES:

Crude (WTI): \$52.64

Crude (Brent): \$58.62

NYMEX Gas: \$2.77

SOURCE: BLOOMBERG
(JULY 10, 2015)

GAS STATS*

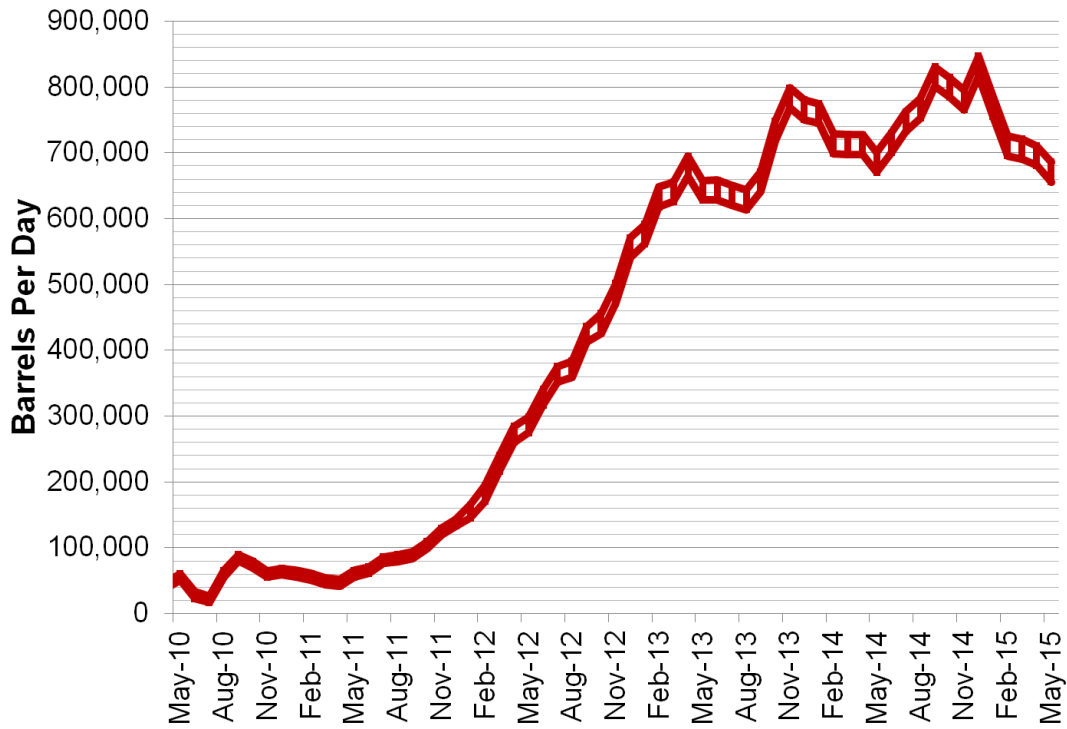
83% CAPTURED & SOLD

13% FLARED DUE TO
CHALLENGES OR
CONSTRAINTS ON EXISTING
GATHERING SYSTEMS

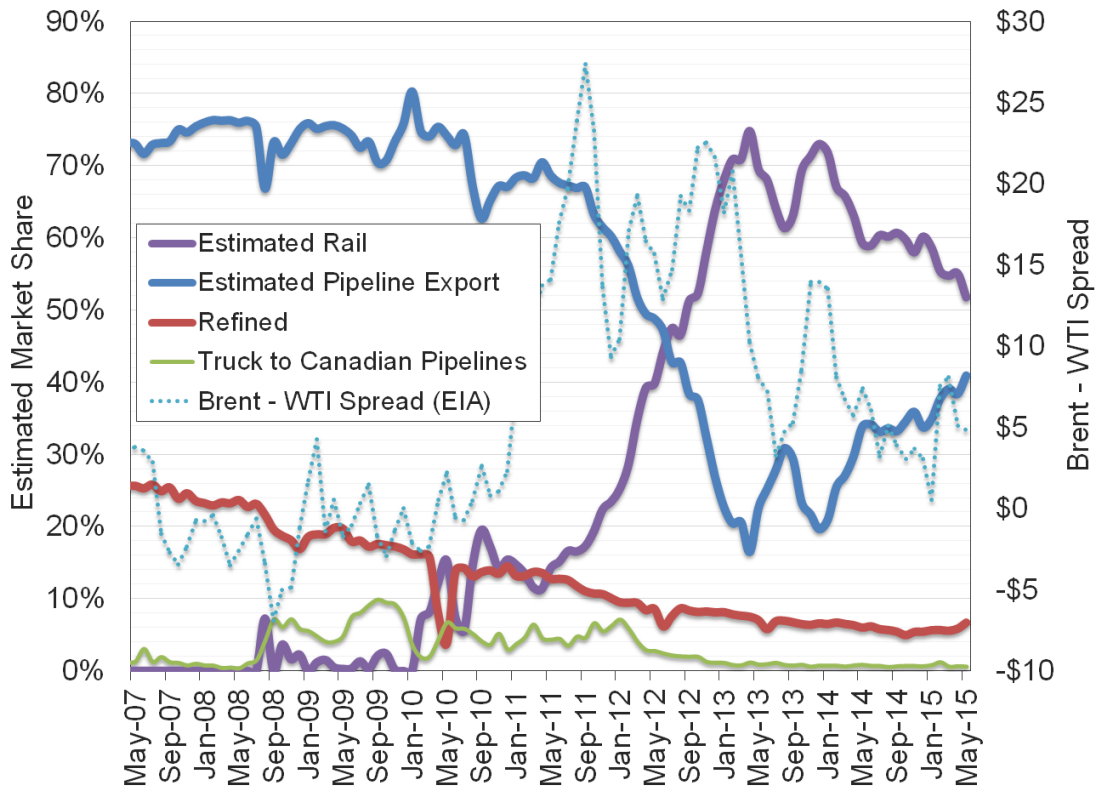
4% FLARED FROM WELL
WITH ZERO SALES

*MAY 2015 NON-CONF DATA

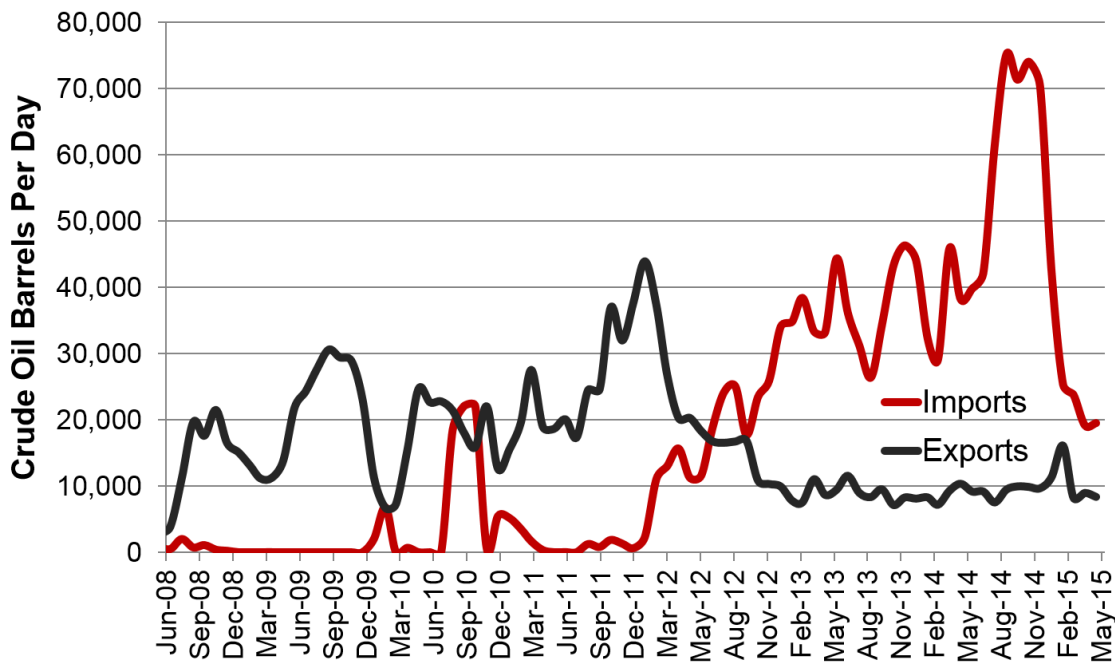
Estimated North Dakota Rail Export Volumes



Estimated Williston Basin Oil Transportation

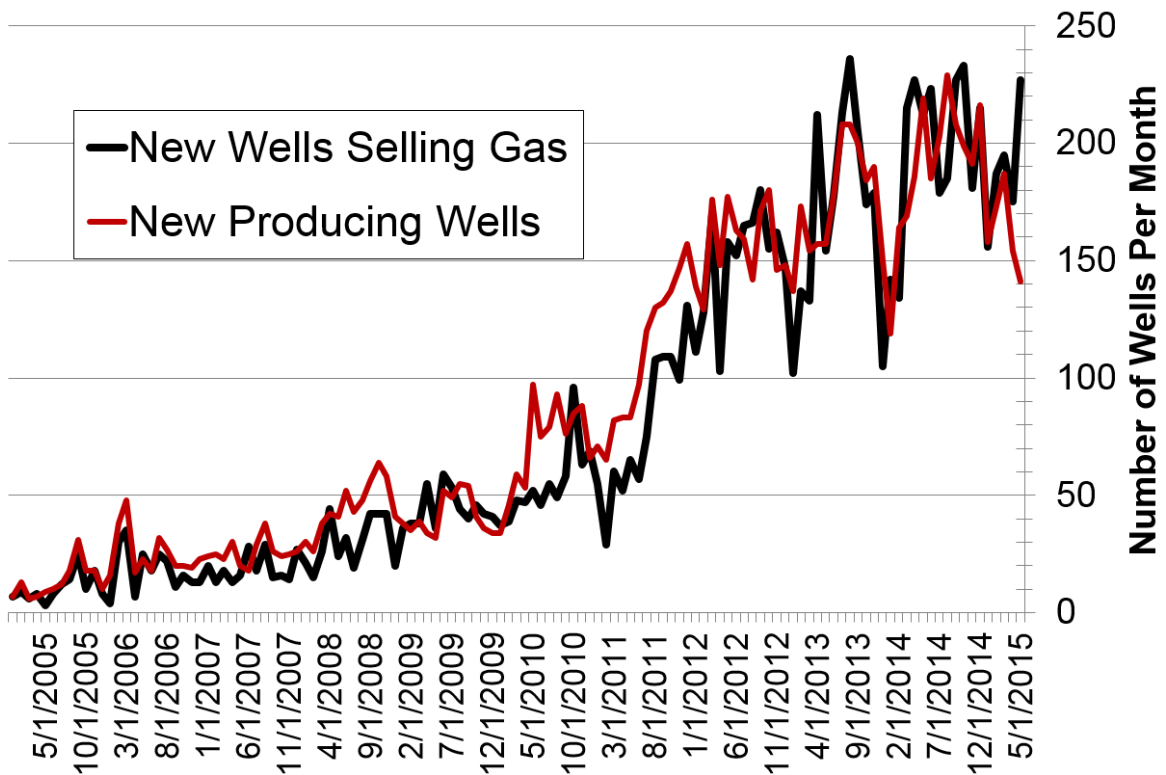


Williston Basin Truck Imports and Exports with Canada



Data for truck imports/exports chart is provided by the US International Trade Commission

New Gas Sales Wells per Month



US Williston Basin Oil Production, BOPD

2014

MONTH	ND	EASTERN MT*	SD	TOTAL
January	937,200	71,664	5,065	1,013,929
February	953,305	73,667	4,936	1,031,908
March	976,798	73,104	4,946	1,054,848
April	1,004,255	74,689	4,806	1,083,751
May	1,040,625	72,808	4,734	1,118,167
June	1,092,922	75,003	4,841	1,172,766
July	1,114,521	76,861	4,882	1,196,264
August	1,132,842	76,263	4,734	1,213,839
September	1,186,328	78,233	4,784	1,269,345
October	1,183,586	78,112	4,659	1,266,357
November	1,188,258	78,150	4,691	1,271,099
December	1,227,344	79,841	4,772	1,311,957

2015

MONTH	ND	EASTERN MT*	SD	TOTAL
January	1,191,246		4,843	
February	1,178,131		4,801	--
March	1,190,502		4,657	--
April	1,169,045		4,691	--
May	1,201,159			--
June				
July				
August				
September				
October				
November				
December				

* Eastern Montana production composed of the following Counties: Carter, Daniels, Dawson, Fallon, McCone, Powder River, Prairie, Richland, Roosevelt, Sheridan, Valley, Wibaux