



# **MONTHLY UPDATE**

## **NOVEMBER 2013 PRODUCTION & TRANSPORTATION**

Published: January 14, 2014  
Justin J. Kringstad, Director  
North Dakota Pipeline Authority  
Office: 701.220.6227  
[www.northdakotapipelines.com](http://www.northdakotapipelines.com)

# MONTHLY UPDATE

## NOVEMBER 2013 PRODUCTION & TRANSPORTATION

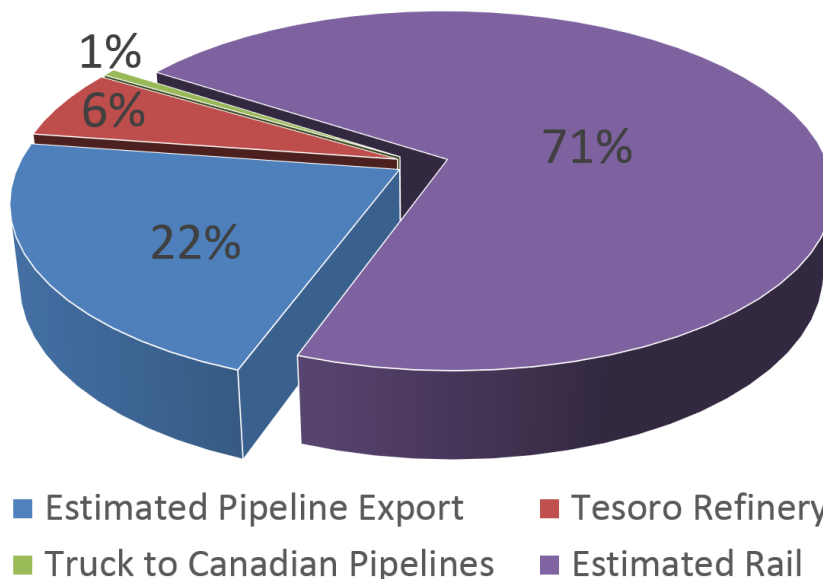
### North Dakota Oil Production

| Month              | Monthly Total, BBL | Average, BOPD |
|--------------------|--------------------|---------------|
| Oct 2013 - Final   | 29,300,656         | 945,182       |
| Nov 2013 - Prelim. | 29,191,364         | 973,045       |

### North Dakota Natural Gas Production

| Month              | Monthly Total, MCF | Average, MCFD |
|--------------------|--------------------|---------------|
| Oct 2013 - Final   | 33,241,990         | 1,072,322     |
| Nov 2013 - Prelim. | 32,597,122         | 1,086,571     |

### Williston Basin Crude Oil Transportation, Nov. 2013



## CURRENT DRILLING ACTIVITY:

### NORTH DAKOTA<sup>1</sup>

188 Rigs

### EASTERN MONTANA<sup>2</sup>

10 Rigs

### SOUTH DAKOTA<sup>2</sup>

1 Rigs

### SOURCE (JAN 14, 2014):

1. ND Oil & Gas Division
2. Baker Hughes

## PRICES:

Crude (WTI): \$92.29

Crude (Brent): \$106.79

NYMEX Gas: \$4.33

### SOURCE: BLOOMBERG

## GAS STATS\*

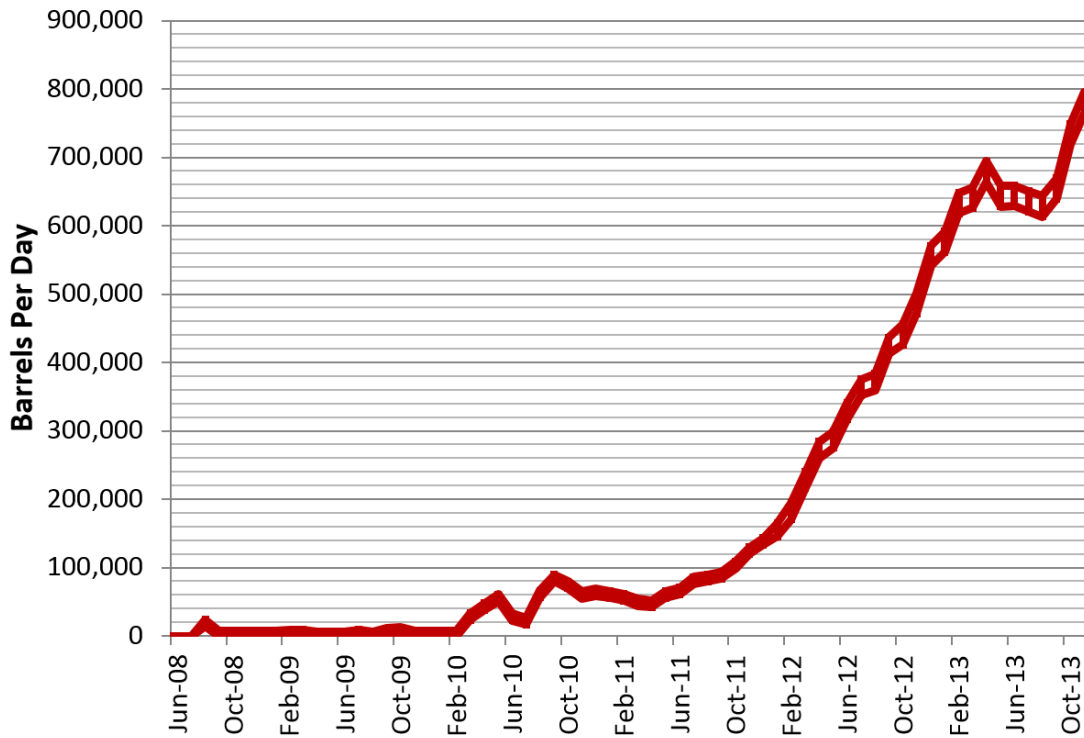
71% CAPTURED & SOLD

18% FLARED DUE TO CHALLENGES OR CONSTRAINTS ON EXISTING GATHERING SYSTEMS

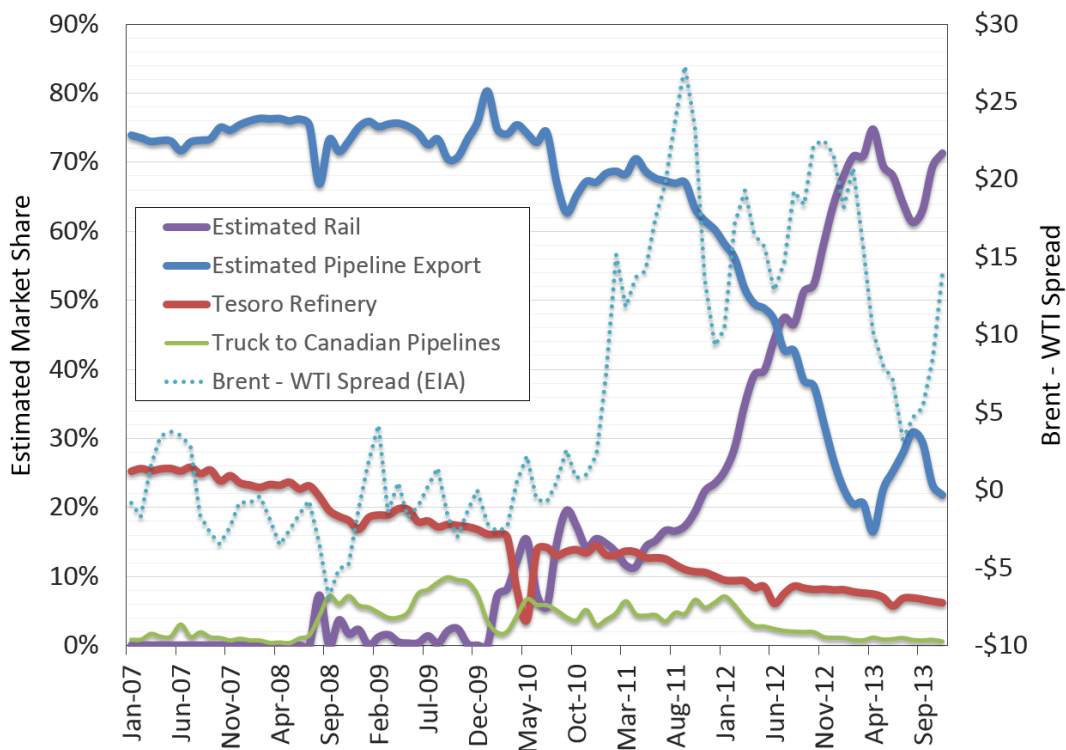
11% FLARED DUE TO LACK OF PIPELINE CONNECTION

\*NOV 2013 NON-CONF DATA

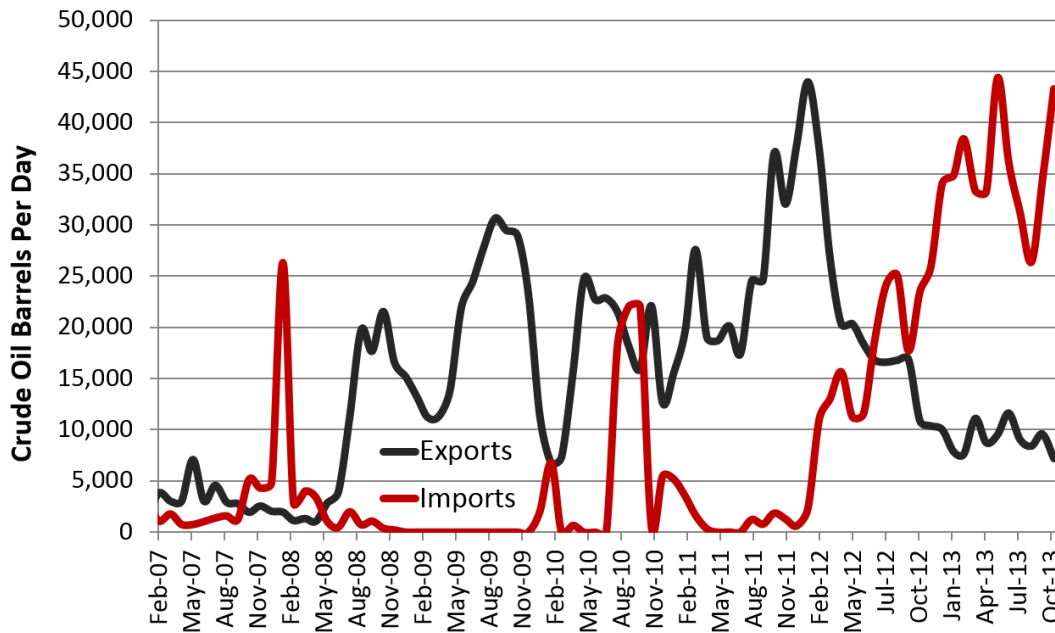
## Estimated North Dakota Rail Export Volumes, November 2013



## Estimated Williston Basin Oil Transportation

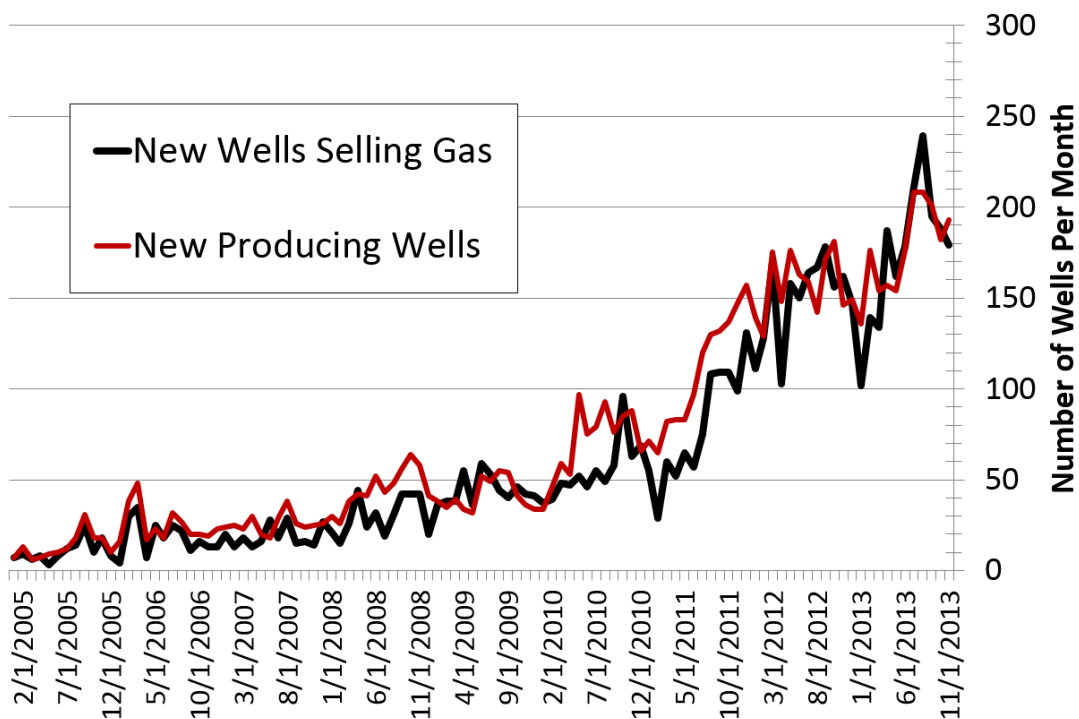


## Williston Basin Truck Imports and Exports with Canada



Data for truck imports/exports chart is provided by the US International Trade Commission

## New Gas Sales Wells per Month



## US Williston Basin Oil Production, BOPD

| <b>MONTH</b>     | <b>ND</b> | <b>EASTERN<br/>MT*</b> | <b>SD</b> | <b>TOTAL</b> |
|------------------|-----------|------------------------|-----------|--------------|
| <b>January</b>   | 739,072   | 70,598                 | 4,617     | 814,287      |
| <b>February</b>  | 781,327   | 71,861                 | 4,891     | 858,079      |
| <b>March</b>     | 786,360   | 73,406                 | 5,111     | 864,877      |
| <b>April</b>     | 793,753   | 76,027                 | 5,131     | 874,911      |
| <b>May</b>       | 811,798   | 75,058                 | 4,800     | 891,656      |
| <b>June</b>      | 823,721   | 73,547                 | 4,781     | 902,049      |
| <b>July</b>      | 874,202   | 75,881                 | 4,678     | 954,761      |
| <b>August</b>    | 912,528   | 75,817                 | 4,877     | 993,222      |
| <b>September</b> | 933,191   | 72,982                 | 5,017     | 1,011,190    |
| <b>October</b>   | 945,182   |                        | 4,643     | --           |
| <b>November</b>  | 973,045   |                        | 5,026     | --           |
| <b>December</b>  |           |                        |           |              |

*\* Eastern Montana production composed of the following Counties: Carter, Daniels, Dawson, Fallon, McCone, Powder River, Prairie, Richland, Roosevelt, Sheridan, Valley, Wibaux*