



MONTHLY UPDATE

JUNE 2014 PRODUCTION & TRANSPORTATION

Published: August 15, 2014
Justin J. Kringstad, Director
North Dakota Pipeline Authority
Office: 701.220.6227
www.northdakotapipelines.com

MONTHLY UPDATE

JUNE 2014 PRODUCTION & TRANSPORTATION

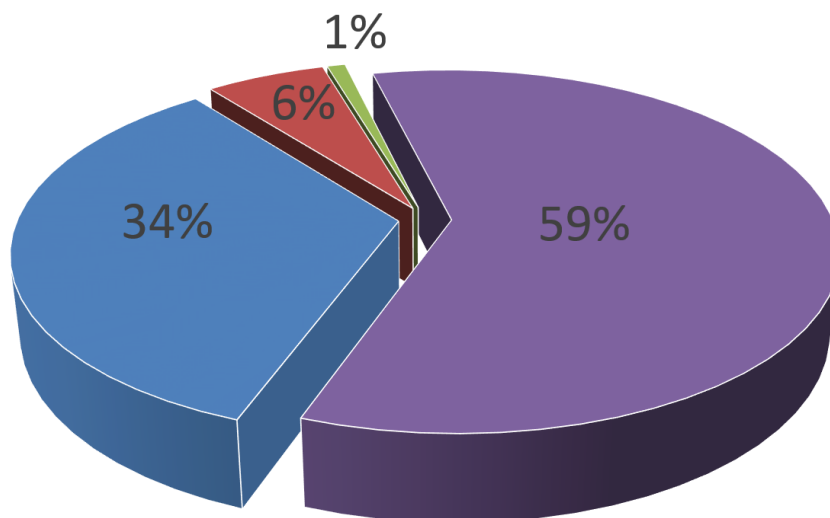
North Dakota Oil Production

Month	Monthly Total, BBL	Average, BOPD
May 2014 - Final	32,254,545	1,040,469
June 2014 - Prelim.	32,778,524	1,092,617

North Dakota Natural Gas Production

Month	Monthly Total, MCF	Average, MCFD
May 2014 - Final	36,978,663	1,192,860
June 2014 - Prelim.	37,594,631	1,253,154

Williston Basin Crude Oil Transportation, June 2014



■ Estimated Pipeline Export ■ Tesoro Refinery
■ Truck to Canadian Pipelines ■ Estimated Rail

CURRENT DRILLING ACTIVITY:

NORTH DAKOTA¹

194 Rigs

EASTERN MONTANA²

8 Rigs

SOUTH DAKOTA²

1 Rigs

SOURCE (AUG 15, 2014):

1. ND Oil & Gas Division
2. Baker Hughes

PRICES:

Crude (WTI): \$95.94

Crude (Brent): \$102.51

NYMEX Gas: \$3.80

SOURCE: BLOOMBERG (AUGUST 15, 2014)

GAS STATS*

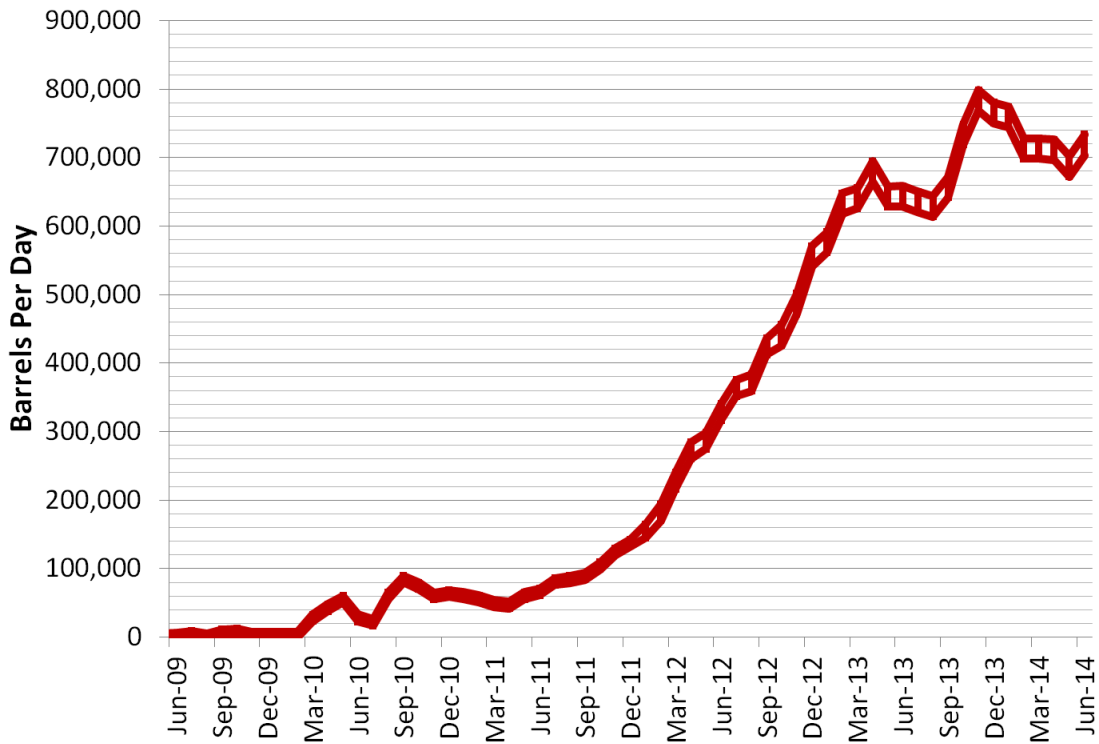
73% CAPTURED & SOLD

18% FLARED DUE TO
CHALLENGES OR
CONSTRAINTS ON EXISTING
GATHERING SYSTEMS

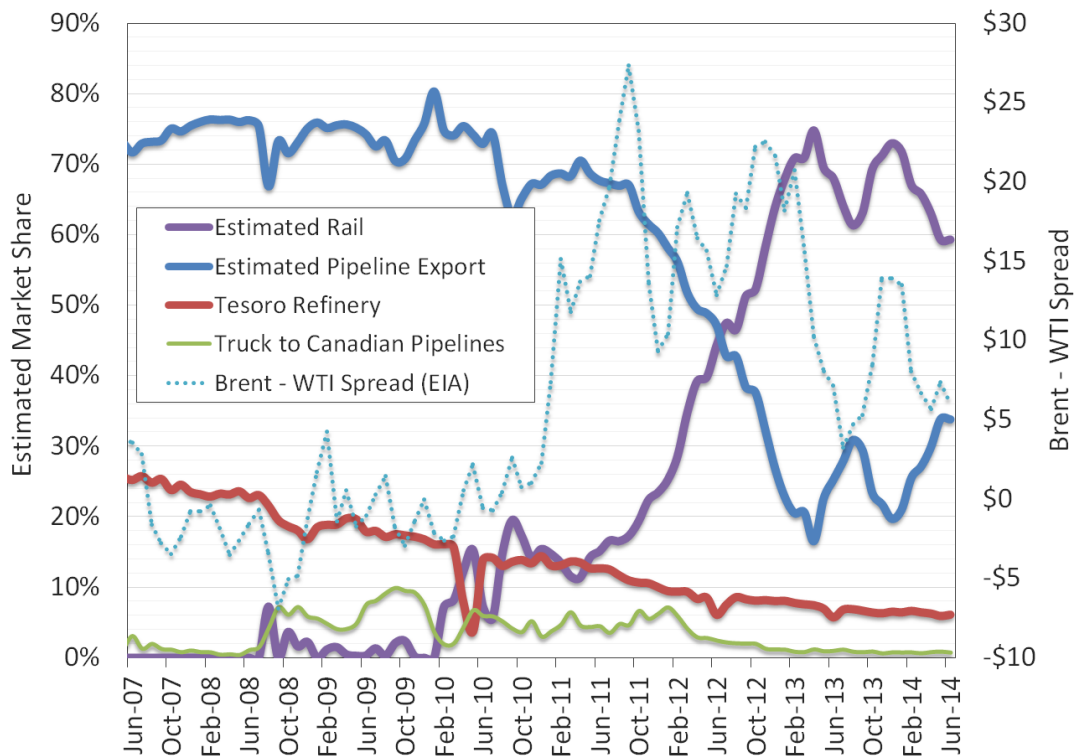
9% FLARED FROM WELL
WITH ZERO SALES

*JUNE 2014 NON-CONF DATA

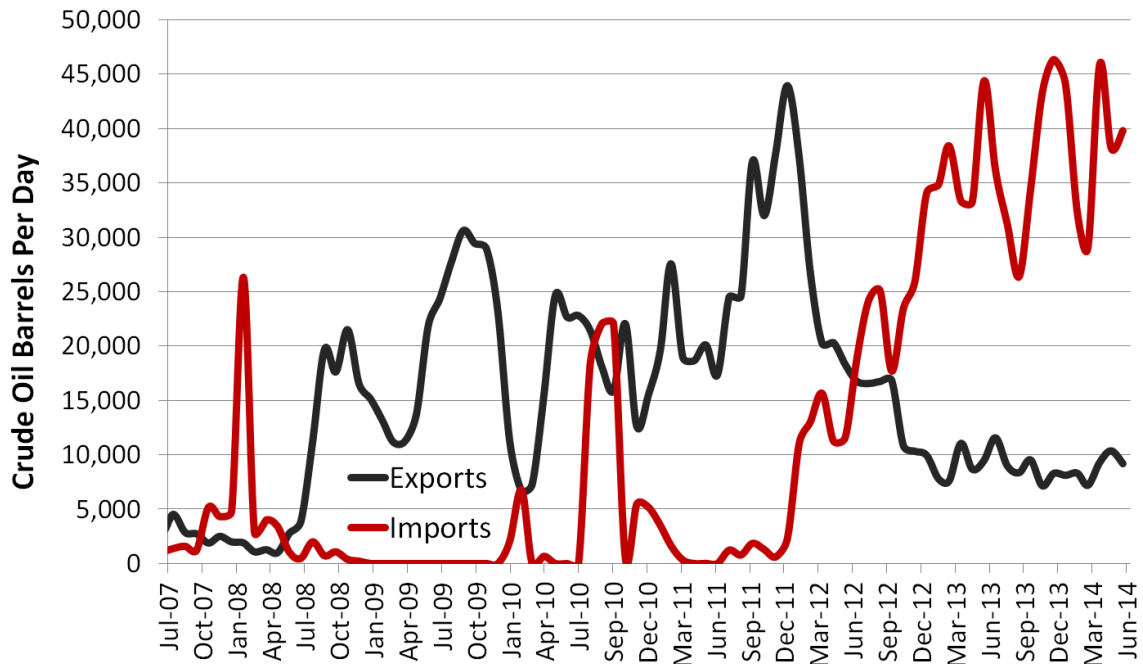
Estimated North Dakota Rail Export Volumes, June 2014



Estimated Williston Basin Oil Transportation

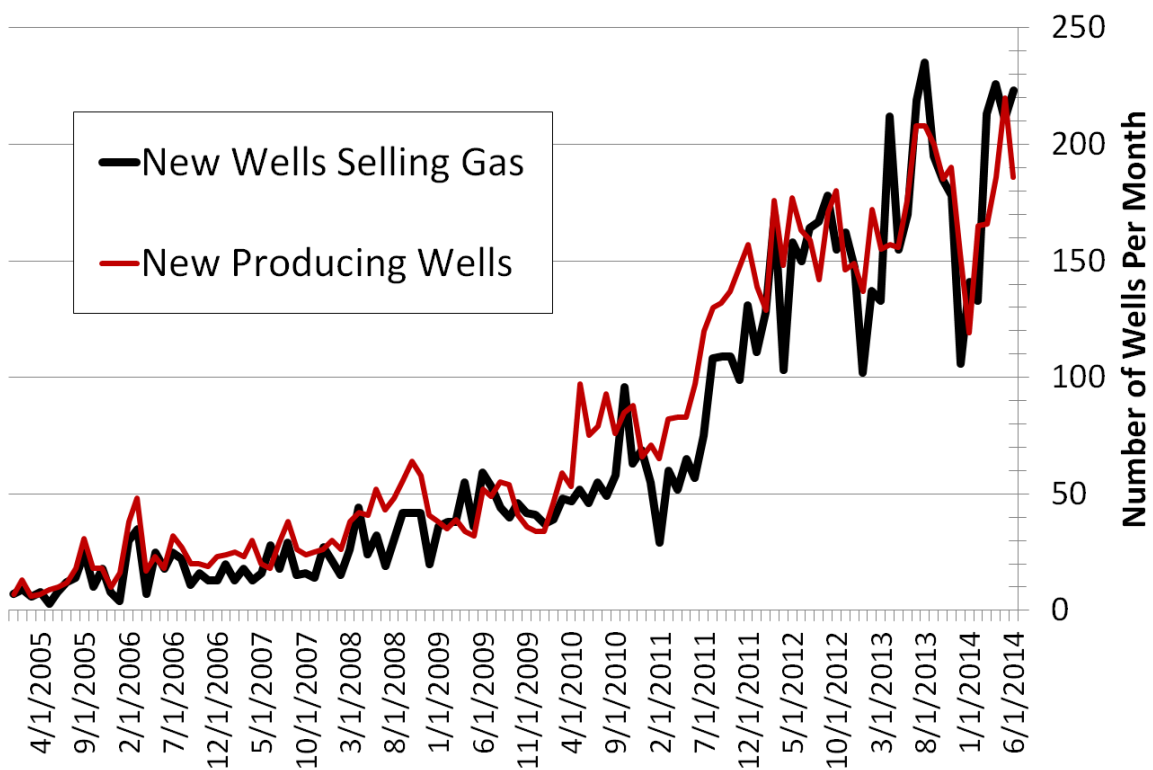


Williston Basin Truck Imports and Exports with Canada



Data for truck imports/exports chart is provided by the US International Trade Commission

New Gas Sales Wells per Month



US Williston Basin Oil Production, BOPD

2013

MONTH	ND	EASTERN MT*	SD	TOTAL
January	739,086	70,598	4,617	814,301
February	781,356	71,850	4,891	858,097
March	786,564	73,416	5,111	865,091
April	793,832	76,035	5,131	874,998
May	811,984	75,066	4,800	891,850
June	823,422	73,546	4,781	901,749
July	874,180	76,245	4,678	955,102
August	912,782	76,120	4,877	993,779
September	933,918	74,071	5,017	1,013,005
October	945,458	73,461	4,643	1,023,562
November	976,453	74,396	5,026	1,055,875
December	926,687	70,827	4,801	1,002,315

2014

MONTH	ND	EASTERN MT*	SD	TOTAL
January	936,776	71,648	4,830	1,013,254
February	953,142	73,576	4,712	1,031,430
March	977,648	72,747	4,753	1,055,148
April	1,003,256	74,299	4,755	1,082,311
May	1,040,469			--
June	1,092,617			--
July				
August				
September				
October				
November				
December				

* Eastern Montana production composed of the following Counties: Carter, Daniels, Dawson, Fallon, McCone, Powder River, Prairie, Richland, Roosevelt, Sheridan, Valley, Wibaux