



MONTHLY UPDATE

JUNE 2013 PRODUCTION & TRANSPORTATION

Published: August 15, 2013
Justin J. Kringstad, Director
North Dakota Pipeline Authority
Office: 701.220.6227
www.northdakotapipelines.com

MONTHLY UPDATE

JUNE 2013 PRODUCTION & TRANSPORTATION

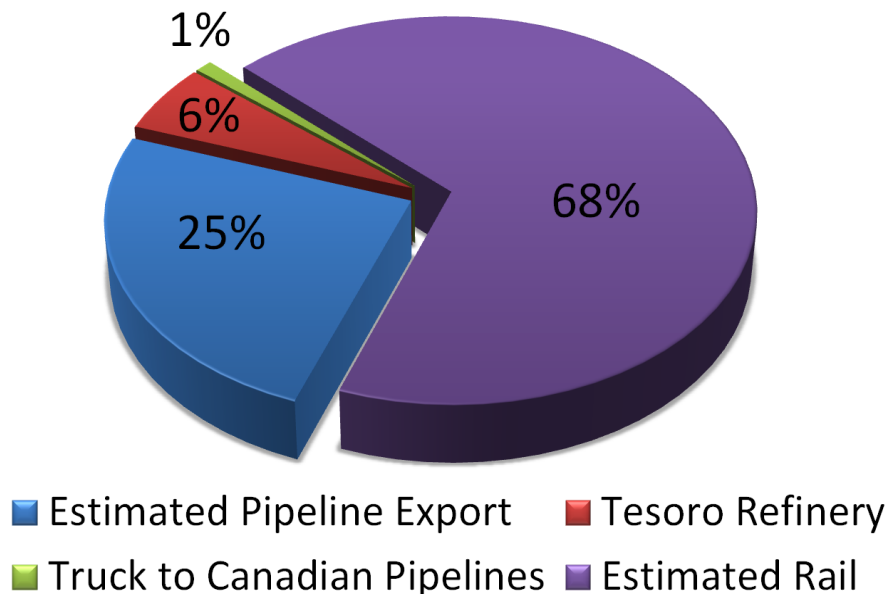
North Dakota Oil Production

Month	Monthly Total, BBL	Average, BOPD
May 2013 – Final	25,149,118	811,262
June 2013 – Prelim.	24,642,447	821,415

North Dakota Natural Gas Production

Month	Monthly Total, MCF	Average MCFD
May 2013 – Final	27,787,115	896,359
June 2013 – Prelim.	27,929,048	930,968

Williston Basin Crude Oil Transportation, June 2013



REGIONAL DRILLING ACTIVITY:

NORTH DAKOTA¹
185 Rigs

EASTERN MONTANA²
9 Rigs

SOUTH DAKOTA²
2 Rigs

SOURCE:

1. ND Oil & Gas Division
2. Baker Hughes

GAS STATS*

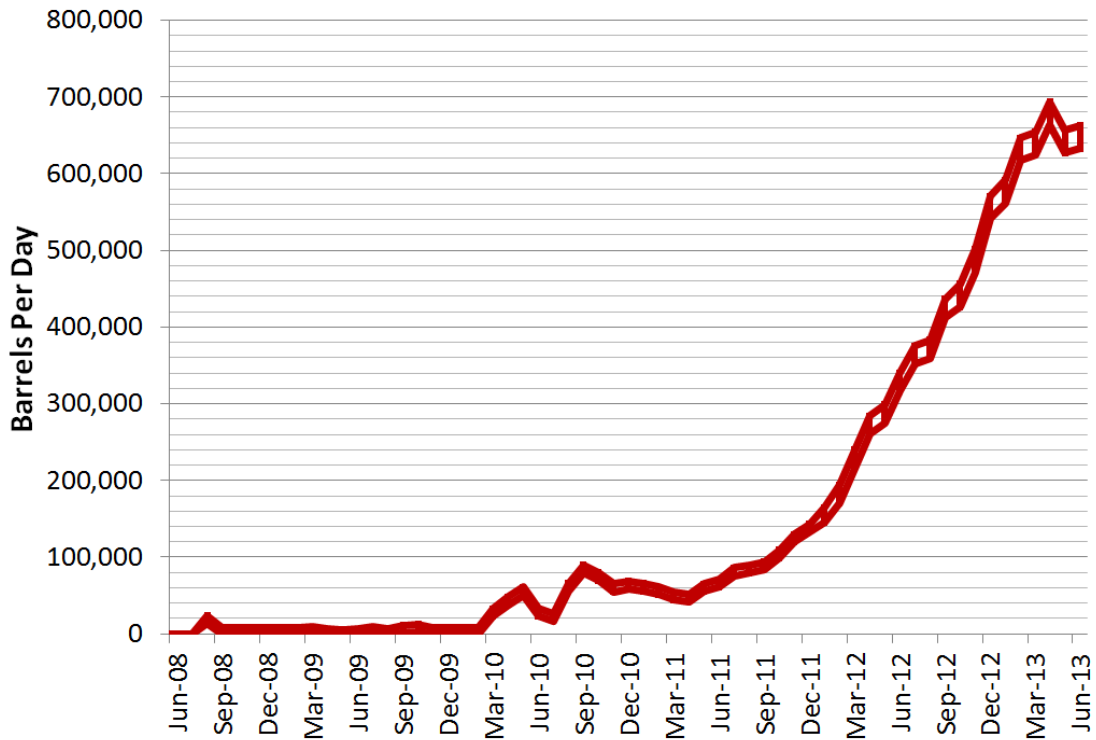
73% CAPTURED & SOLD

14% FLARED DUE TO
CHALLENGES OR
CONSTRAINTS ON EXISTING
GATHERING SYSTEMS

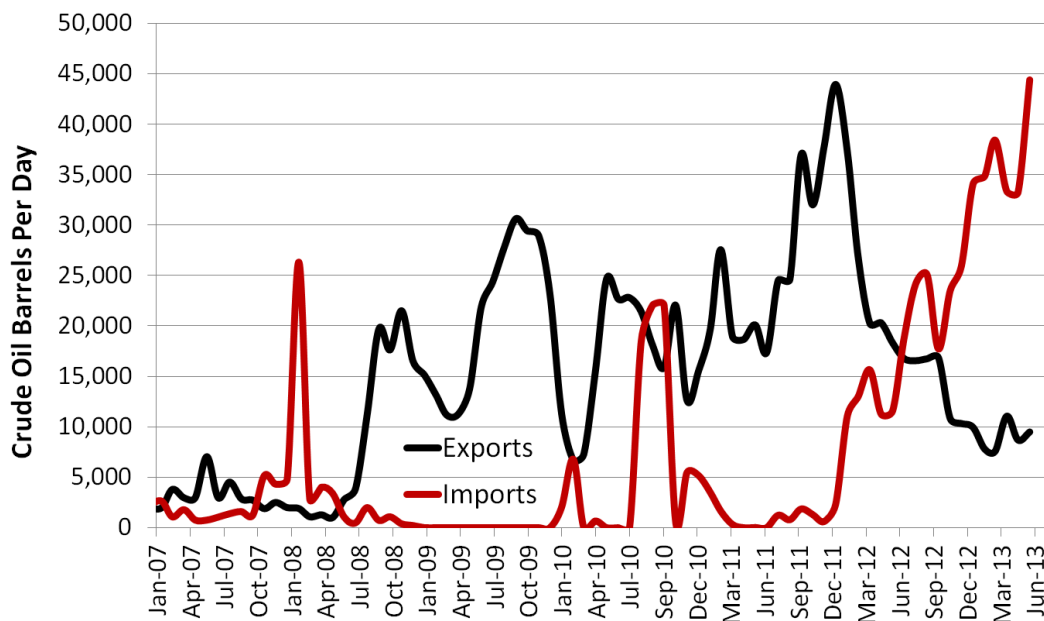
13% FLARED DUE TO LACK
OF PIPELINE CONNECTION

*JUNE 2013 NON-CONF DATA

Estimated North Dakota Rail Export Volumes, June 2013

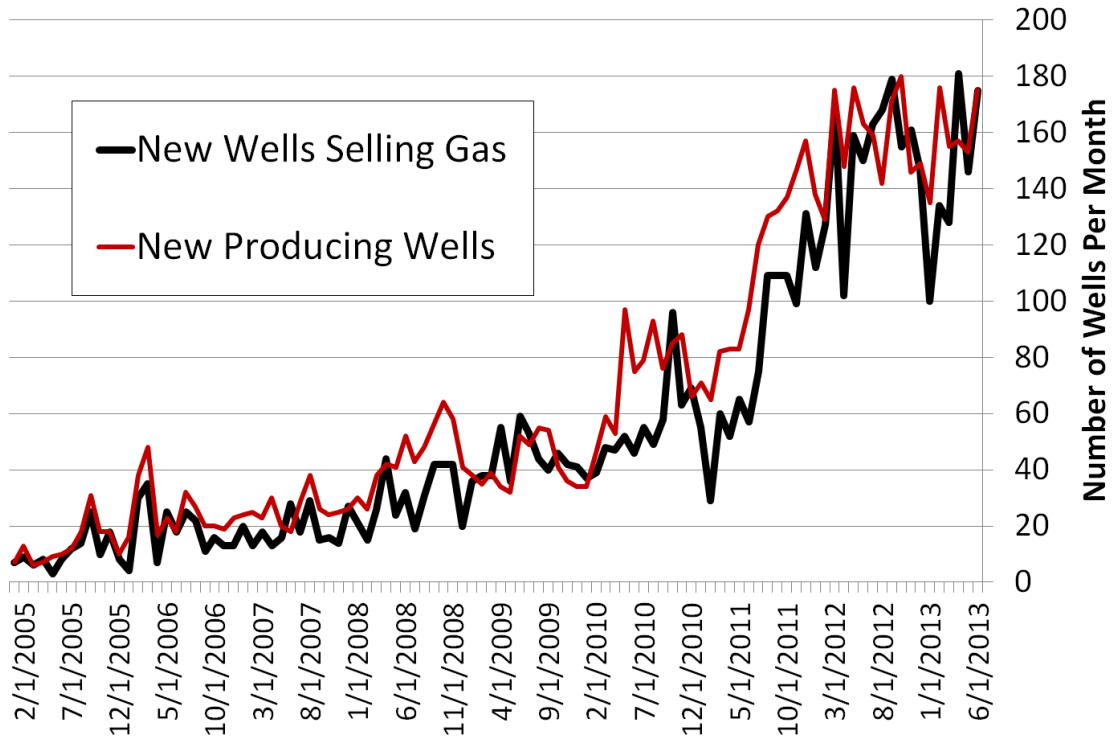


Williston Basin Truck Imports and Exports with Canada



Data for truck imports/exports chart is provided by the US International Trade Commission

New Gas Sales Wells per Month



US Williston Basin Oil Production

MONTH	ND	Eastern MT*	SD	TOTAL
January	739,121	70,454	4,617	814,192
February	780,419	71,806	4,891	857,116
March	785,392	73,373	5,111	863,876
April	793,695	75,180	5,131	874,006
May	811,262	74,786	4,800	890,848
June	821,415		4,781	--
July				--
August				--
September				--
October				--
November				--
December				--

* Eastern Montana production composed of the following Counties: Carter, Daniels, Dawson, Fallon, McCone, Powder River, Prairie, Richland, Roosevelt, Sheridan, Valley, Wibaux