



# **MONTHLY UPDATE**

## **JUNE 2015 PRODUCTION & TRANSPORTATION**

Published: August 14, 2015  
Justin J. Kringstad, Director  
North Dakota Pipeline Authority  
Office: 701.220.6227  
[www.northdakotapipelines.com](http://www.northdakotapipelines.com)

# MONTHLY UPDATE

## JUNE 2015 PRODUCTION & TRANSPORTATION

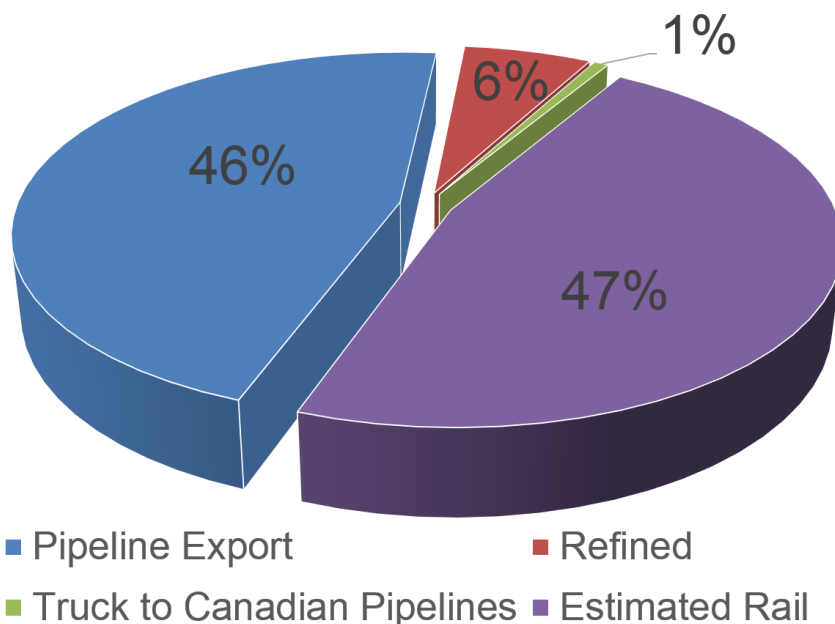
### North Dakota Oil Production

Month	Monthly Total, BBL	Average, BOPD
May 2015 - Final	37,281,064	1,202,615
June 2015 - Prelim.	36,335,336	1,211,178

### North Dakota Natural Gas Production

Month	Monthly Total, MCF	Average, MCFD
May 2015 - Final	50,545,892	1,630,513
June 2015 - Prelim.	49,502,251	1,650,075

### Williston Basin Crude Oil Transportation, June 2015



## CURRENT DRILLING ACTIVITY:

### NORTH DAKOTA<sup>1</sup>

73 Rigs

### EASTERN MONTANA<sup>2</sup>

1 Rig

### SOUTH DAKOTA<sup>2</sup>

0 Rigs

### SOURCE (AUG 14, 2015):

1. ND Oil & Gas Division
2. Baker Hughes

## PRICES:

Crude (WTI): \$42.23

Crude (Brent): \$49.14

NYMEX Gas: \$2.81

SOURCE: BLOOMBERG  
(AUGUST 14, 2015)

## GAS STATS\*

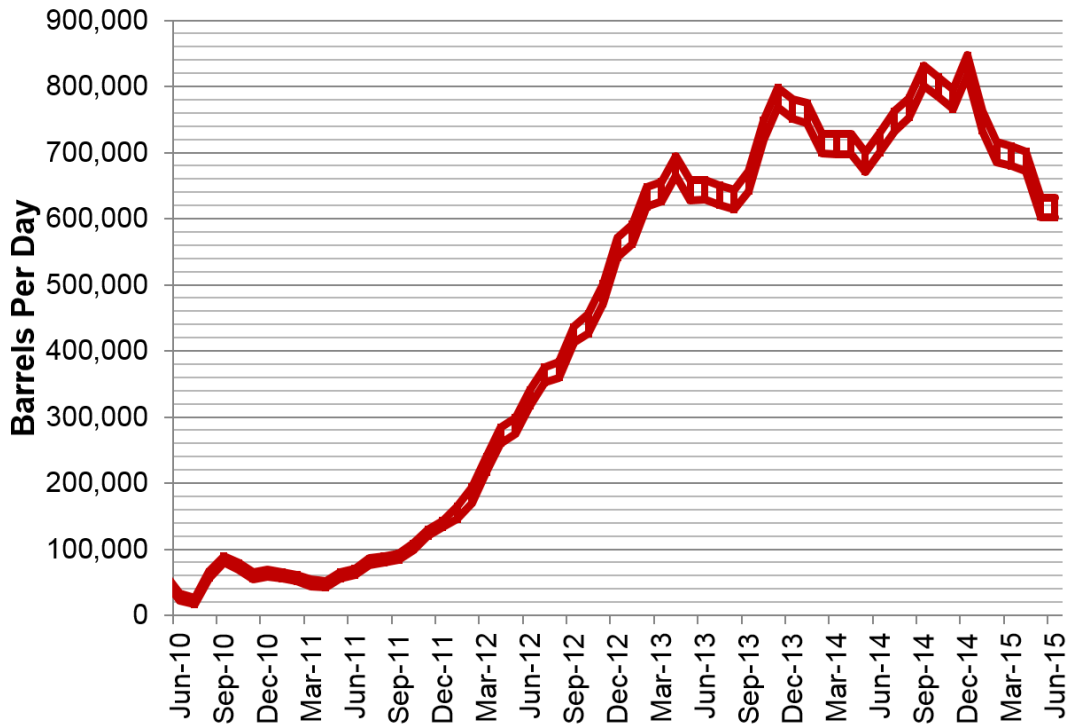
82% CAPTURED & SOLD

14% FLARED DUE TO  
CHALLENGES OR  
CONSTRAINTS ON EXISTING  
GATHERING SYSTEMS

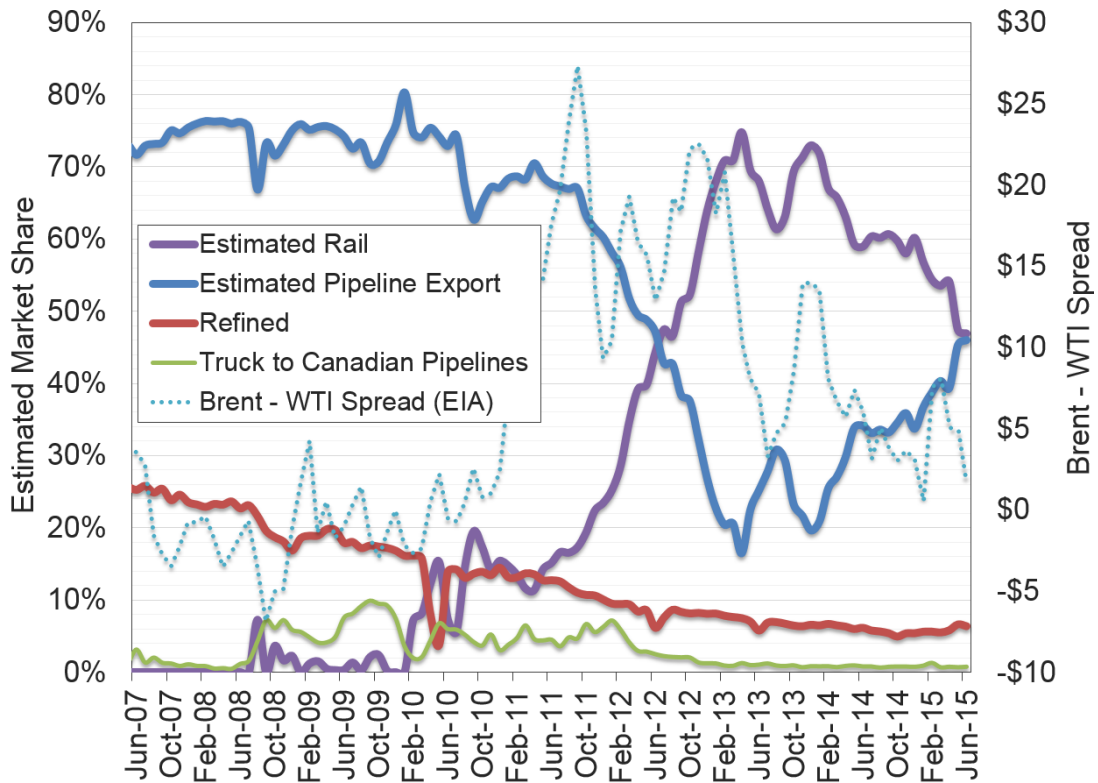
4% FLARED FROM WELL  
WITH ZERO SALES

\*JUNE 2015 NON-CONF DATA

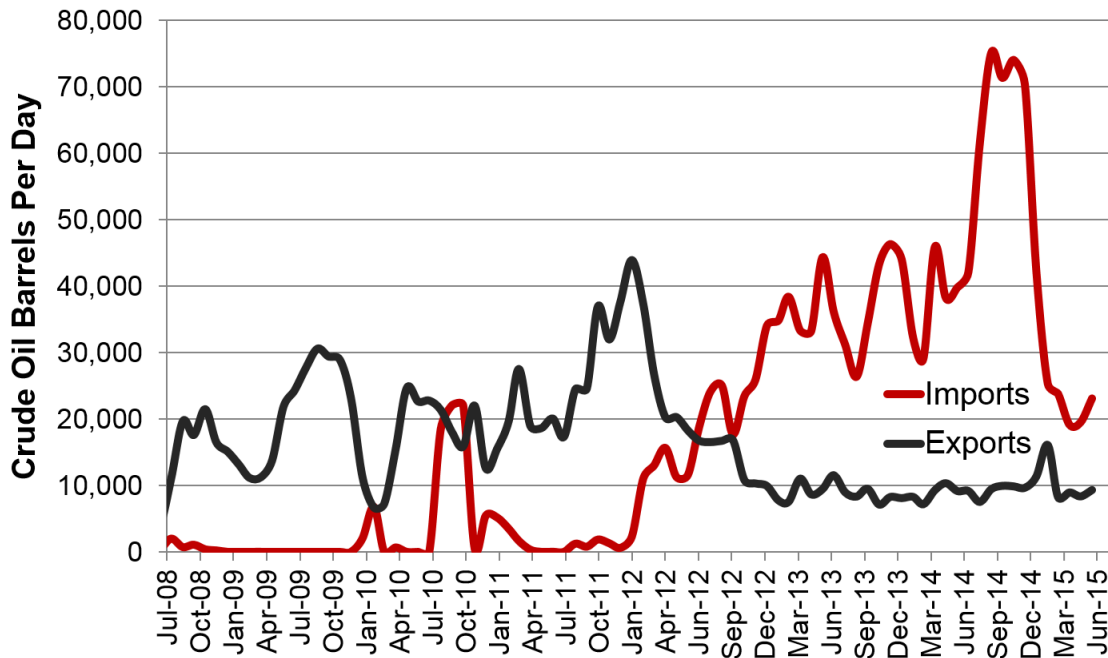
## Estimated North Dakota Rail Export Volumes



## Estimated Williston Basin Oil Transportation

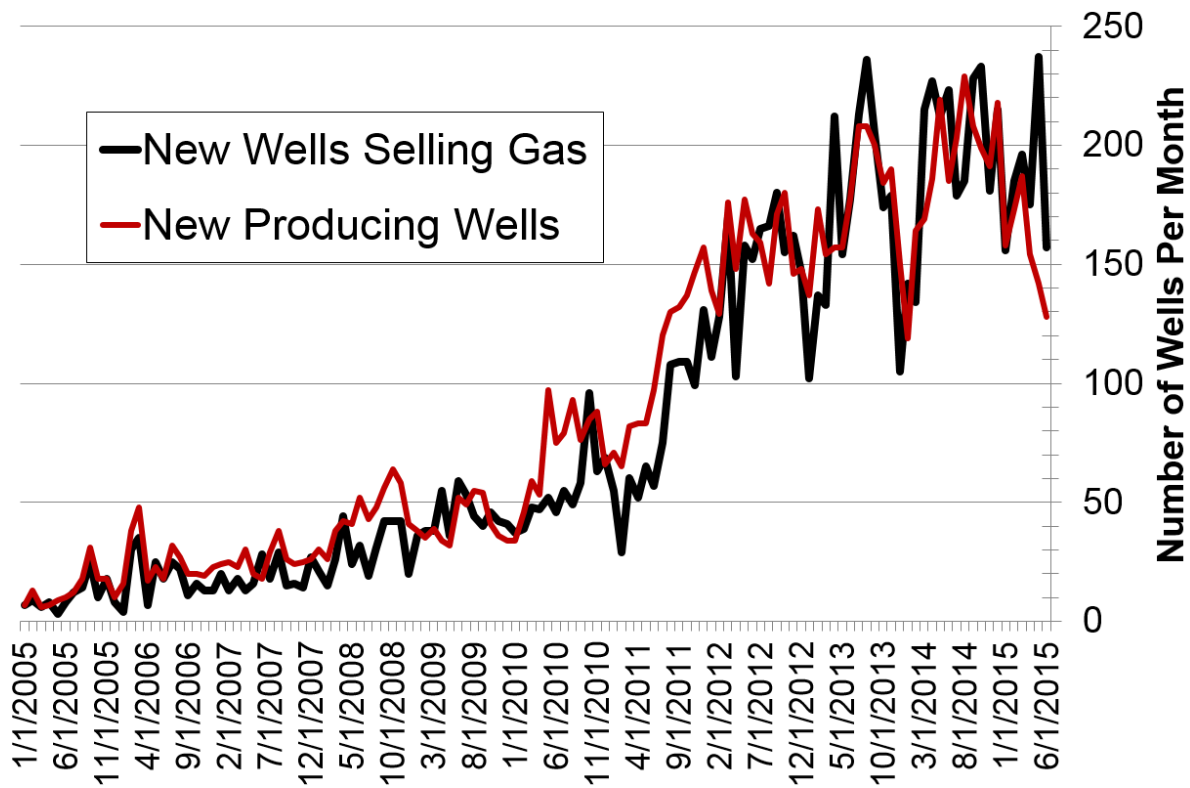


## Williston Basin Truck Imports and Exports with Canada



Data for truck imports/exports chart is provided by the US International Trade Commission

## New Gas Sales Wells per Month



## US Williston Basin Oil Production, BOPD

### 2014

MONTH	ND	EASTERN MT*	SD	TOTAL
January	937,200	71,664	5,065	1,013,929
February	953,305	73,671	4,936	1,031,912
March	976,798	73,110	4,946	1,054,854
April	1,004,255	74,689	4,806	1,083,751
May	1,040,625	72,809	4,734	1,118,168
June	1,092,922	75,003	4,862	1,172,788
July	1,114,521	76,861	4,926	1,196,308
August	1,132,842	76,263	4,781	1,213,886
September	1,186,328	78,233	4,975	1,269,536
October	1,183,586	78,112	4,895	1,266,593
November	1,188,258	78,158	5,012	1,271,427
December	1,227,344	79,841	5,177	1,312,362

### 2015

MONTH	ND	EASTERN MT*	SD	TOTAL
January	1,191,374	77,163	5,108	1,273,645
February	1,178,334	79,623	5,051	1,263,008
March	1,190,612	78,563	4,832	1,274,006
April	1,169,045	75,986	4,860	1,249,892
May	1,202,615		4,567	--
June	1,211,178		4,403	--
July				
August				
September				
October				
November				
December				

\* Eastern Montana production composed of the following Counties: Carter, Daniels, Dawson, Fallon, McCone, Powder River, Prairie, Richland, Roosevelt, Sheridan, Valley, Wibaux