



MONTHLY UPDATE

FEBRUARY 2014 PRODUCTION & TRANSPORTATION

Published: April 11, 2014
Justin J. Kringstad, Director
North Dakota Pipeline Authority
Office: 701.220.6227
www.northdakotapipelines.com

MONTHLY UPDATE

FEBRUARY 2014 PRODUCTION & TRANSPORTATION

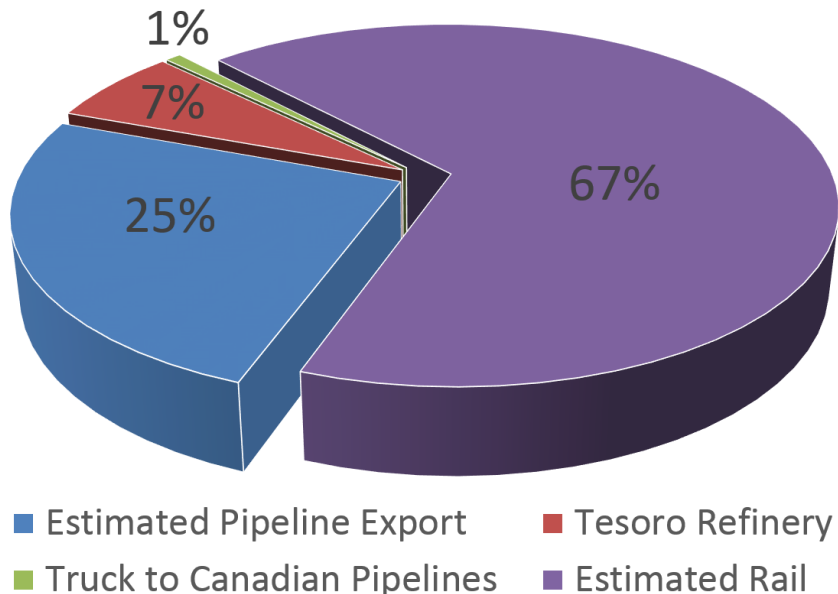
North Dakota Oil Production

Month	Monthly Total, BBL	Average, BOPD
Jan 2014 - Final	28,988,908	935,126
Feb 2014 - Prelim.	26,637,513	951,340

North Dakota Natural Gas Production

Month	Monthly Total, MCF	Average, MCFD
Jan 2014 - Final	31,407,401	1,013,142
Feb 2014 - Prelim.	29,785,161	1,063,756

Williston Basin Crude Oil Transportation, Feb. 2014



CURRENT DRILLING ACTIVITY:

NORTH DAKOTA¹

191 Rigs

EASTERN MONTANA²

7 Rigs

SOUTH DAKOTA²

0 Rigs

SOURCE (APR 11, 2014):

1. ND Oil & Gas Division
2. Baker Hughes

PRICES:

Crude (WTI): \$103.41

Crude (Brent): \$107.44

NYMEX Gas: \$4.66

SOURCE: BLOOMBERG

GAS STATS*

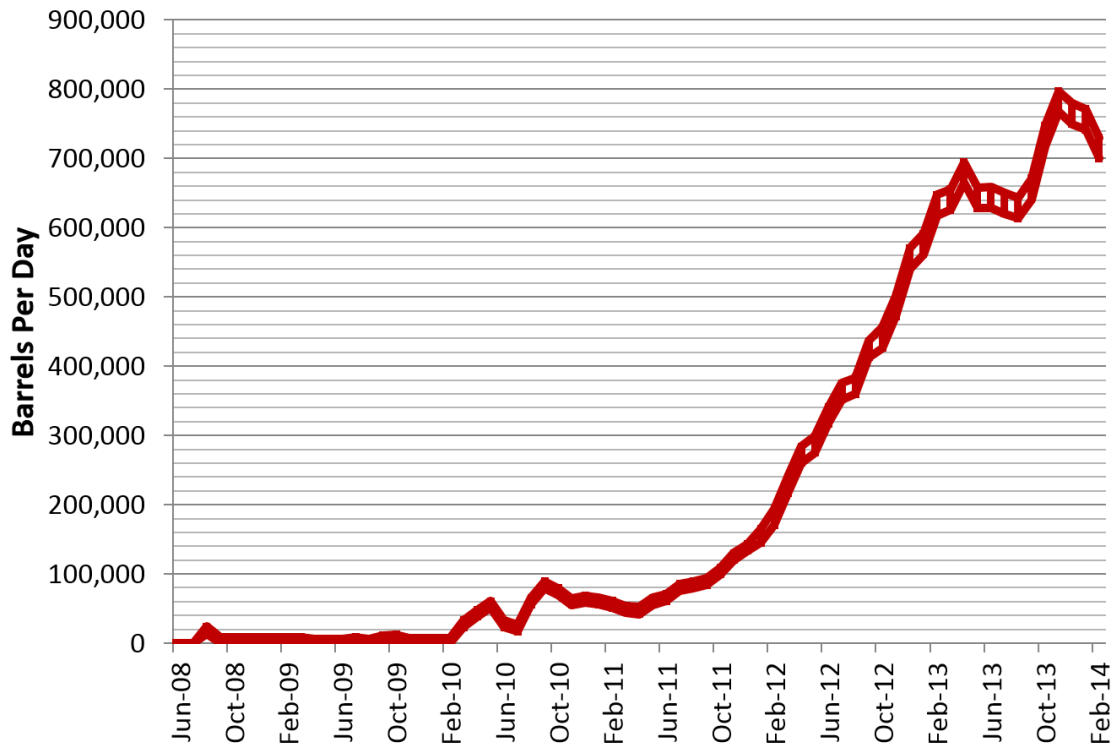
64% CAPTURED & SOLD**

17% FLARED DUE TO CHALLENGES OR CONSTRAINTS ON EXISTING GATHERING SYSTEMS

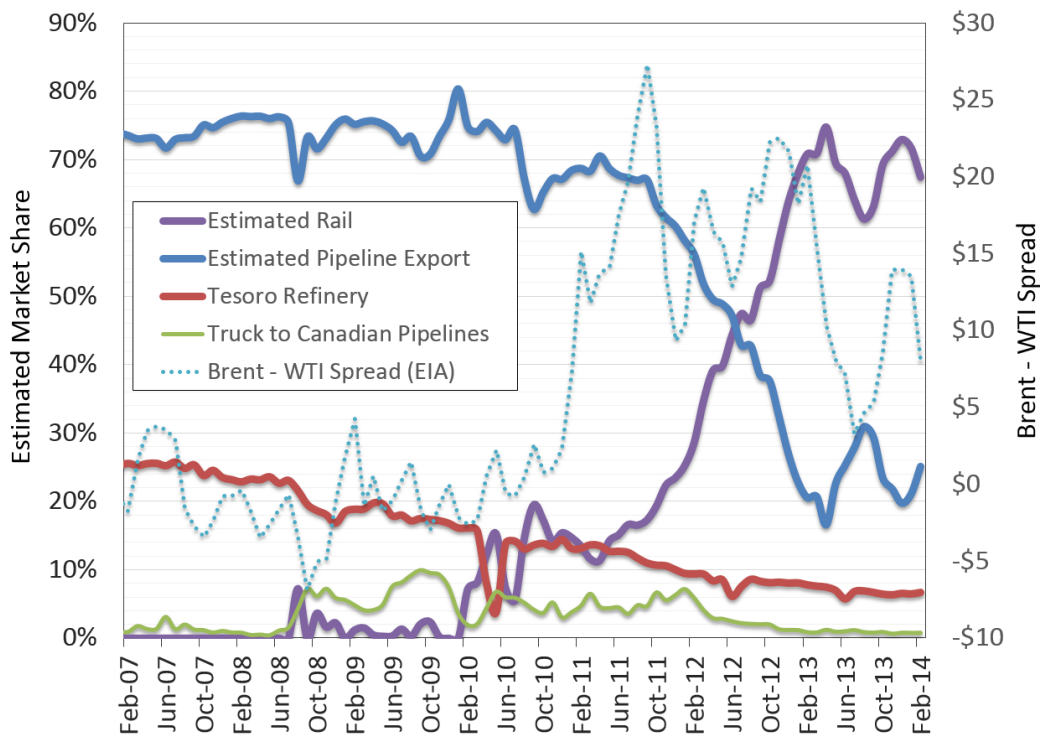
19% FLARED FROM WELL WITH ZERO SALES

*FEB 2014 NON-CONF DATA
**HESS GAS PLANT SHUTDOWN

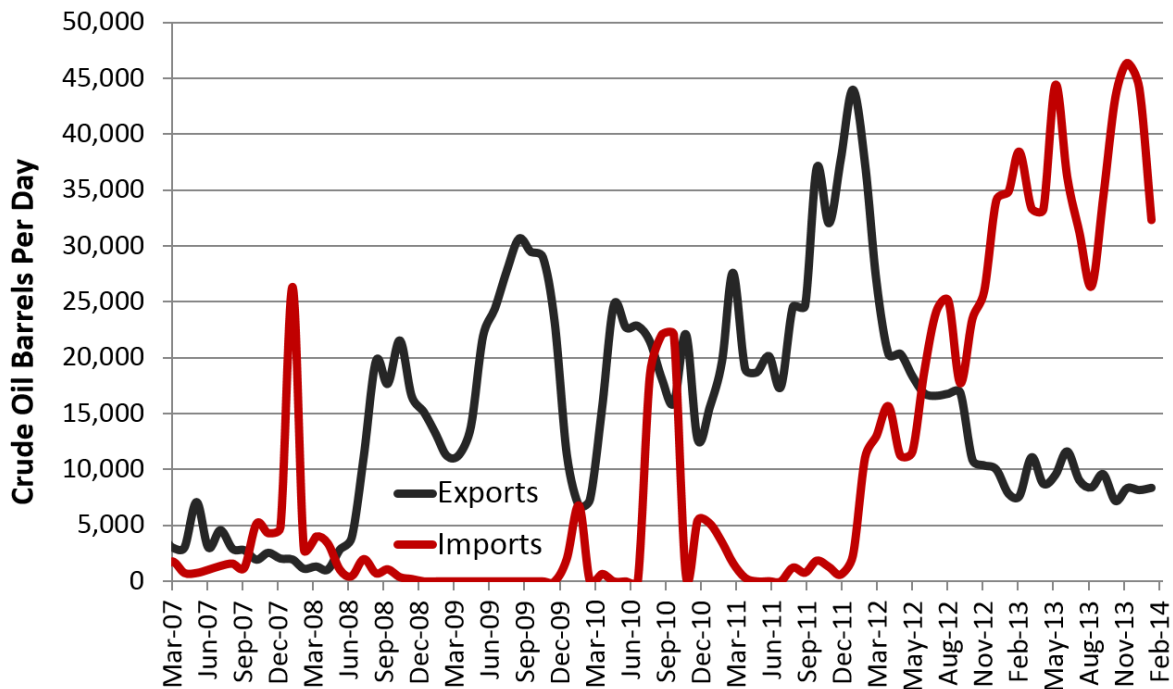
Estimated North Dakota Rail Export Volumes, February 2014



Estimated Williston Basin Oil Transportation

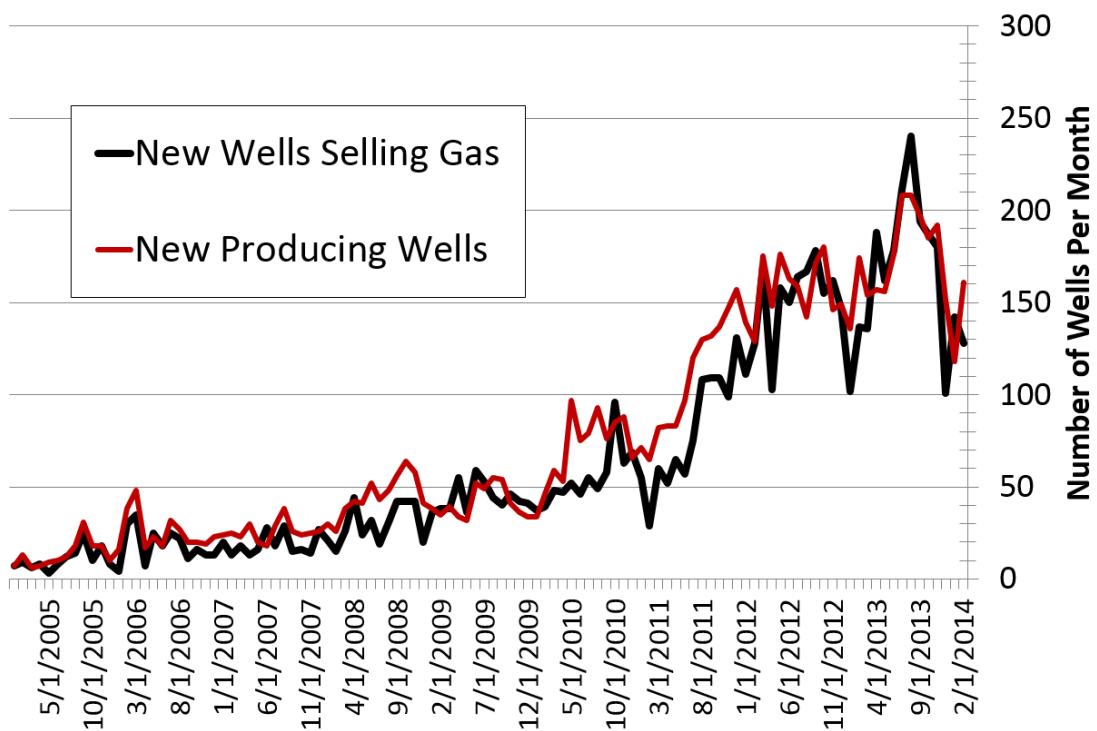


Williston Basin Truck Imports and Exports with Canada



Data for truck imports/exports chart is provided by the US International Trade Commission

New Gas Sales Wells per Month



US Williston Basin Oil Production, BOPD

2013

MONTH	ND	EASTERN MT*	SD	TOTAL
January	739,086	70,598	4,617	814,301
February	781,356	71,850	4,891	858,097
March	786,564	73,416	5,111	865,091
April	793,832	76,035	5,131	874,998
May	811,984	75,067	4,800	891,851
June	823,422	73,547	4,781	901,750
July	874,180	75,881	4,678	954,739
August	912,782	75,939	4,877	993,598
September	933,918	73,932	5,017	1,012,867
October	945,458	73,031	4,643	1,023,132
November	976,453	73,694	5,026	1,055,174
December	926,687	70,216	4,801	1,001,704

2014

MONTH	ND	EASTERN MT*	SD	TOTAL
January	935,126	70,832	4,830	1,010,788
February	951,340			
March				
April				
May				
June				
July				
August				
September				
October				
November				
December				

* Eastern Montana production composed of the following Counties: Carter, Daniels, Dawson, Fallon, McCone, Powder River, Prairie, Richland, Roosevelt, Sheridan, Valley, Wibaux