

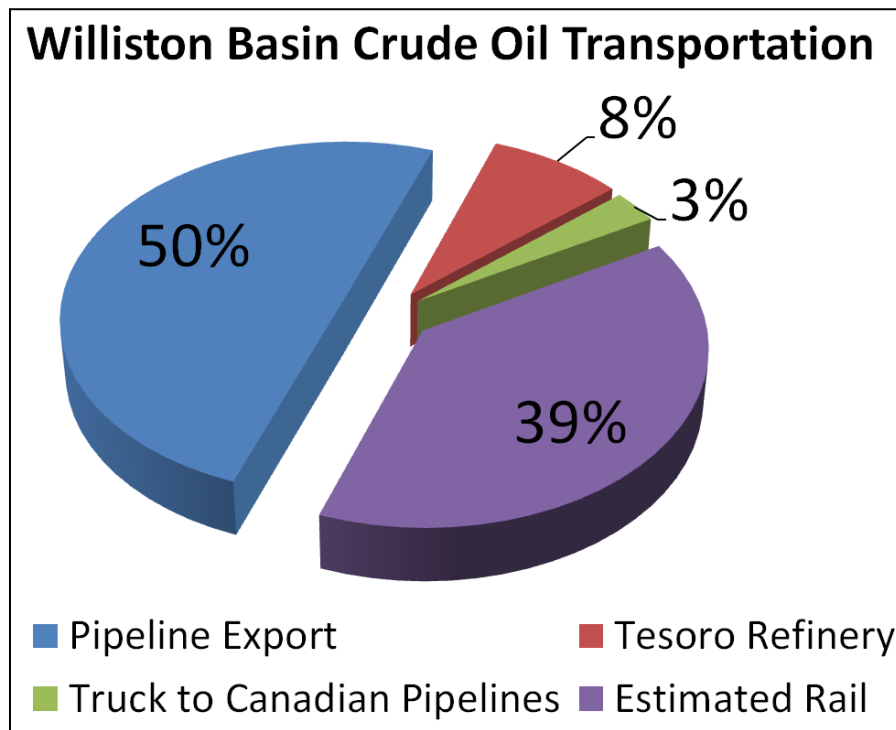
June 2012 Monthly Update

ND Oil Production		
Month	Month Total	Avg. BOPD
March 2012 - Final	17,901,807	577,478
April 2012 - Prelim.	18,281,116	609,371
ND Gas Production		
Month	Month Total	Avg. MCFD
March 2012 - Final	19,302,603	622,665
April 2012 - Prelim.	19,521,986	650,733

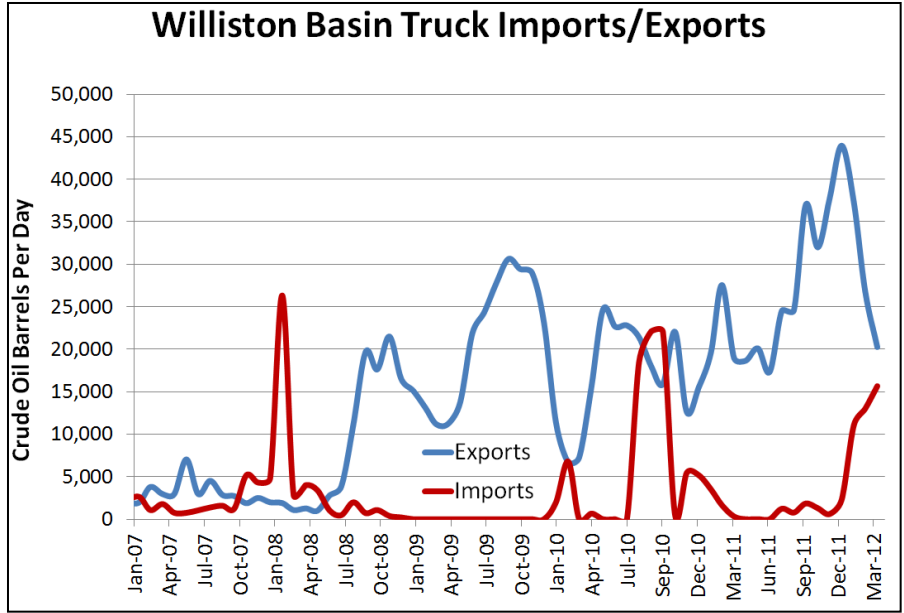
North Dakota Rig Count: 212 (June 19, 2012 Source: ND Oil & Gas Division)

Eastern Montana Rig Count: 20 (June 19, 2012 Source: Baker Hughes)

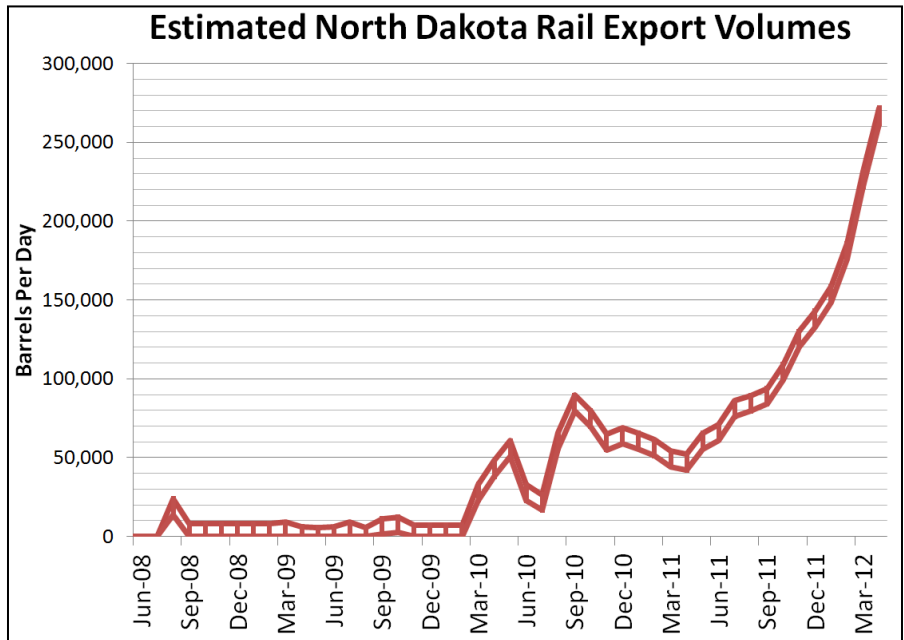
South Dakota Rig Count: 1 (June 19, 2012 Source: Baker Hughes)



April 2012 Estimates



Data for truck imports/exports chart is provided by the US International Trade Commission



High and Low Estimate- April 2012

US Williston Basin 2012 BOPD				
MONTH	ND	E. MT*	SD	TOTAL
January	546,547	58,489	4,915	609,951
February	558,558	60,602	4,891	624,050
March	577,478		4,776	--
April	609,371		4,626	--
May				--
June				--
July				--
August				--
September				--
October				--
November				--
December				--

The North Dakota Oil & Gas Division "Director's Cut" can be found at: <https://www.dmr.nd.gov/oilgas/>