

July 2013 Monthly Update May 2013 Production Figures

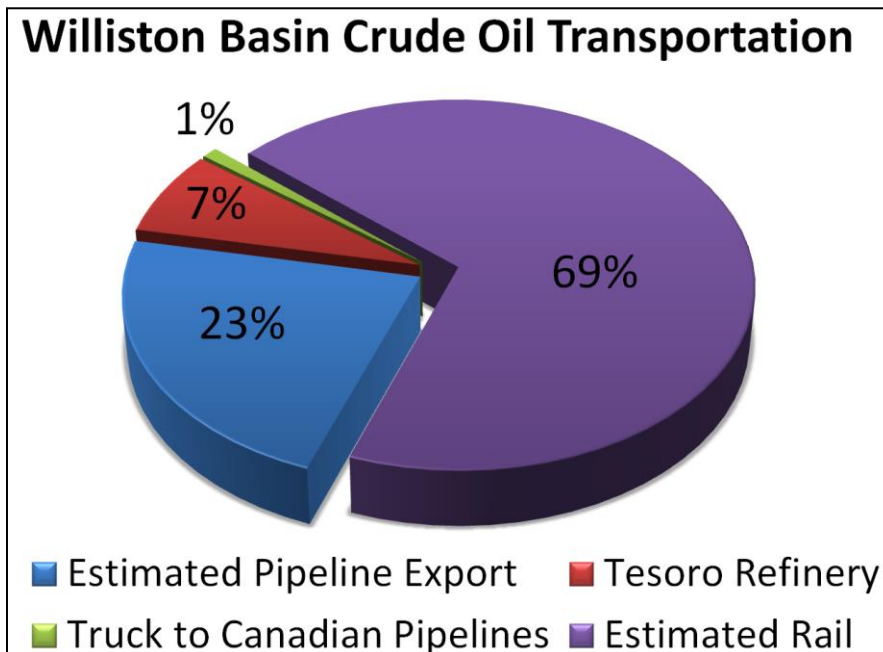
The updated North Dakota production numbers from May 2013 are as follows:

ND Oil Production		
Month	Month Total	Avg. BOPD
April 2013 - Final	23,815,546	793,852
May 2013 - Prelim.	25,114,011	810,129
ND Gas Production		
Month	Month Total	Avg. MCFD
April 2013 - Final	25,835,802	861,193
May 2013 - Prelim.	27,899,280	899,977

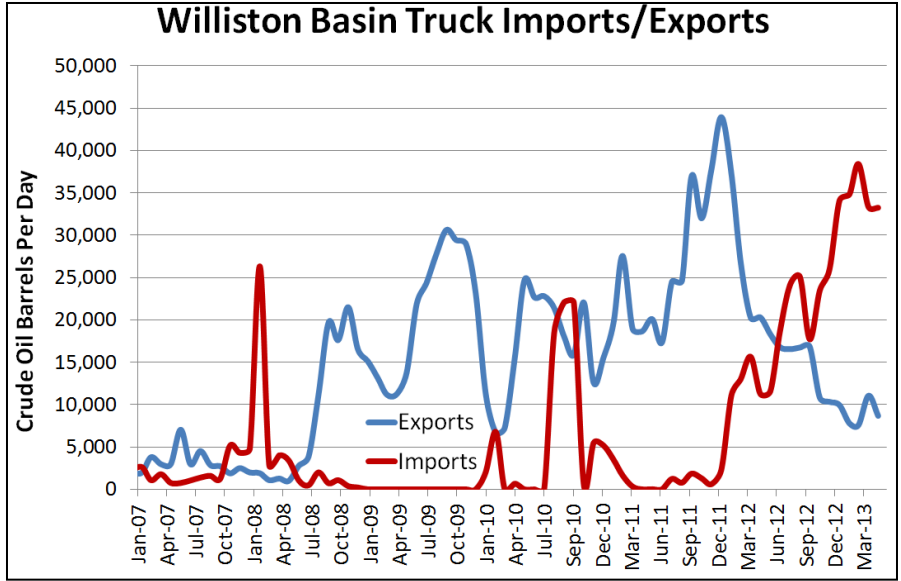
North Dakota Rig Count: 187 (July 15, 2013 Source: ND Oil & Gas Division)

Eastern Montana Rig Count: 9 (July 15, 2013 Source: Baker Hughes)

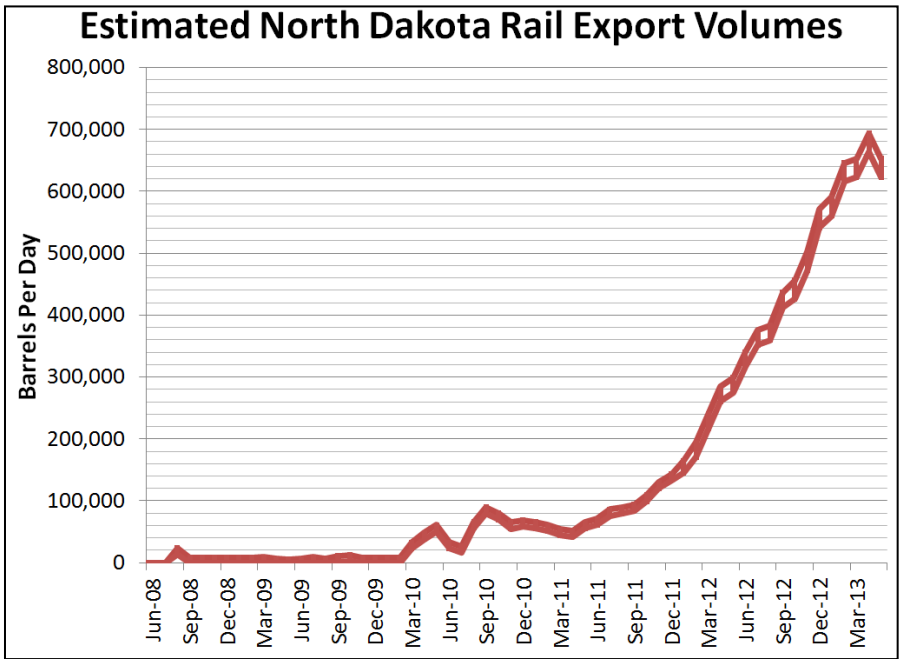
South Dakota Rig Count: 1 (July 15, 2013 Source: Baker Hughes)



May 2013 Estimates

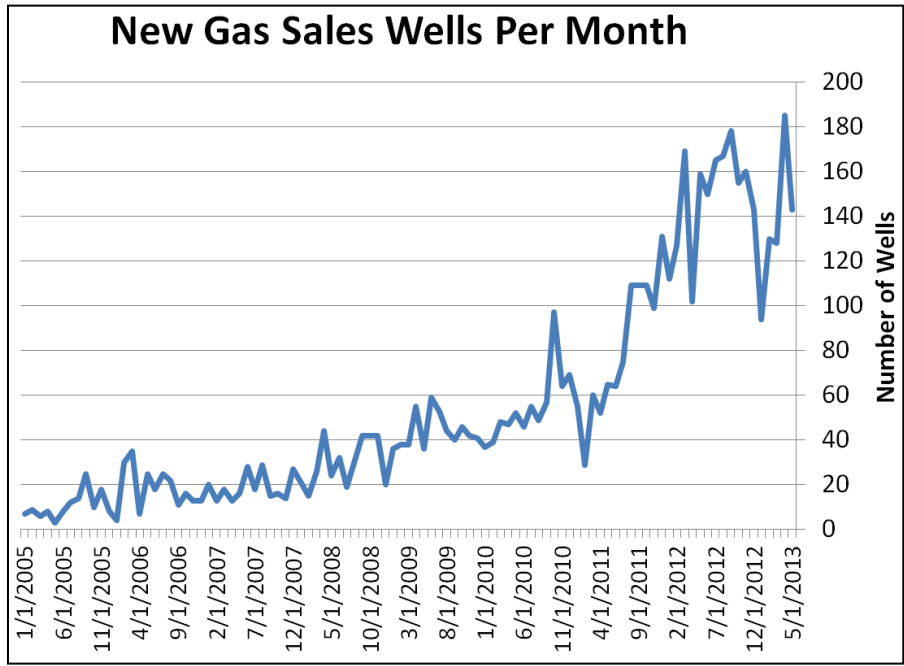


Data for truck imports/exports chart is provided by the US International Trade Commission



High and Low Estimate - May 2013

US Williston Basin 2013 BOPD				
MONTH	ND	Eastern MT*	SD	TOTAL
January	738,041	70,442	4,617	813,100
February	779,149	71,796	4,891	855,836
March	783,184	73,362	5,111	861,657
April	793,852	74,861	5,131	873,844
May	810,129			--
June				--
July				--
August				--
September				--
October				--
November				--
December				--



The North Dakota Oil & Gas Division "Director's Cut" can be found at: <https://www.dmr.nd.gov/oilgas/>