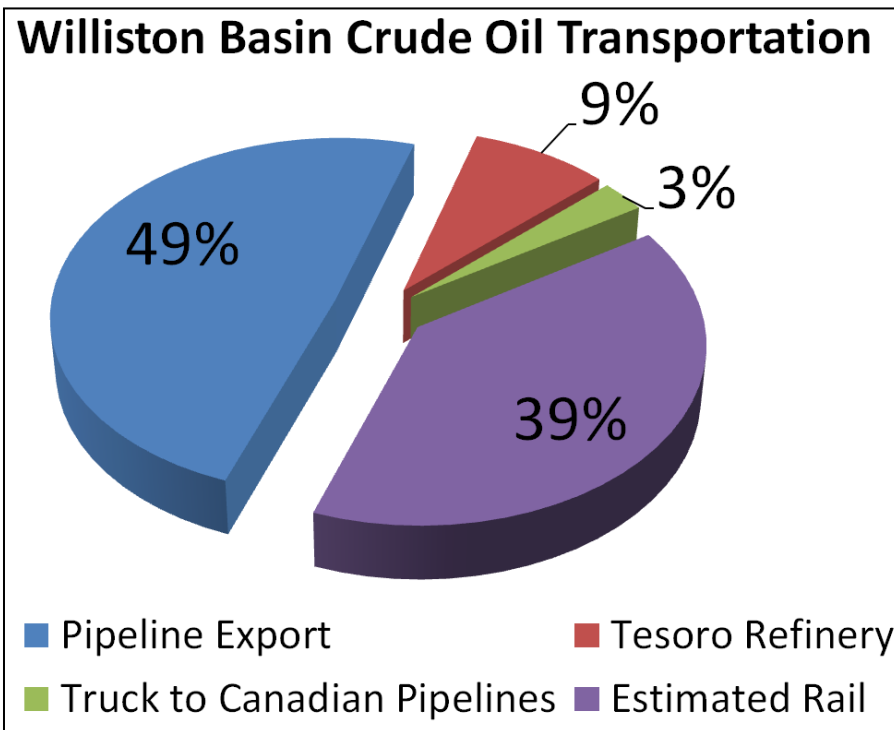


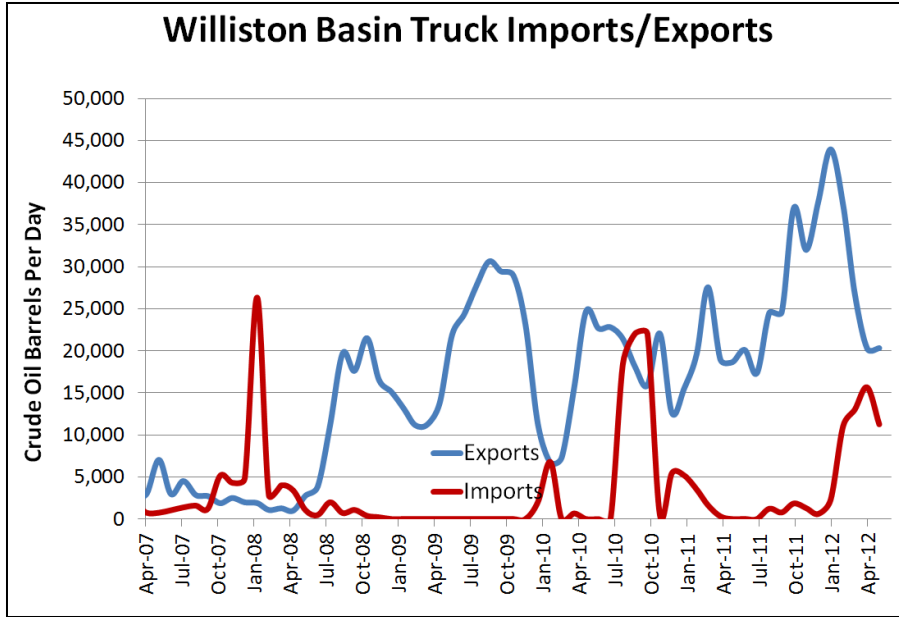
July 2012 Monthly Update May Production Figures

ND Oil Production		
Month	Month Total	Avg. BOPD
April 2012 - Final	18,285,087	609,503
May 2012 - Prelim.	19,817,591	639,277
ND Gas Production		
Month	Month Total	Avg. MCFD
April 2012 - Final	19,525,128	650,838
May 2012 - Prelim.	21,321,038	687,775

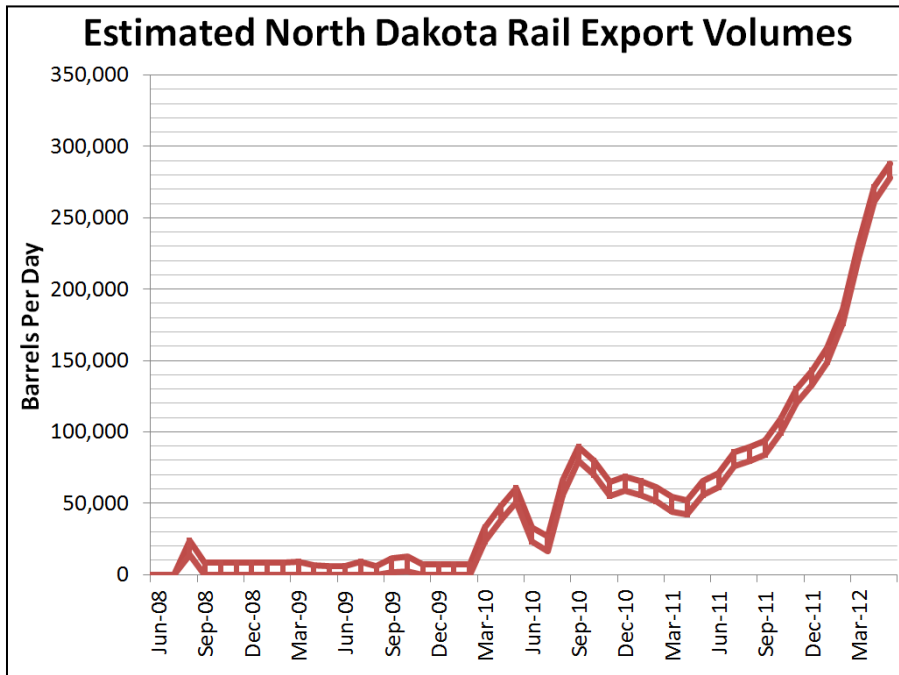
North Dakota Rig Count: 207 (July 20, 2012 Source: ND Oil & Gas Division)
Eastern Montana Rig Count: 19 (July 20, 2012 Source: Baker Hughes)
South Dakota Rig Count: 1 (July 20, 2012 Source: Baker Hughes)



May 2012 Estimates



Data for truck imports/exports chart is provided by the US International Trade Commission



High and Low Estimate- May 2012

US Williston Basin 2012 BOPD				
MONTH	ND	E. MT*	SD	TOTAL
January	546,547	58,524	4,915	609,986
February	558,558	60,638	4,891	624,087
March	577,478	59,122	4,776	641,375
April	609,503	62,492	4,626	676,621
May	639,277			--
June				--
July				--
August				--
September				--
October				--
November				--
December				--

The North Dakota Oil & Gas Division "Director's Cut" can be found at: <https://www.dmr.nd.gov/oilgas/>