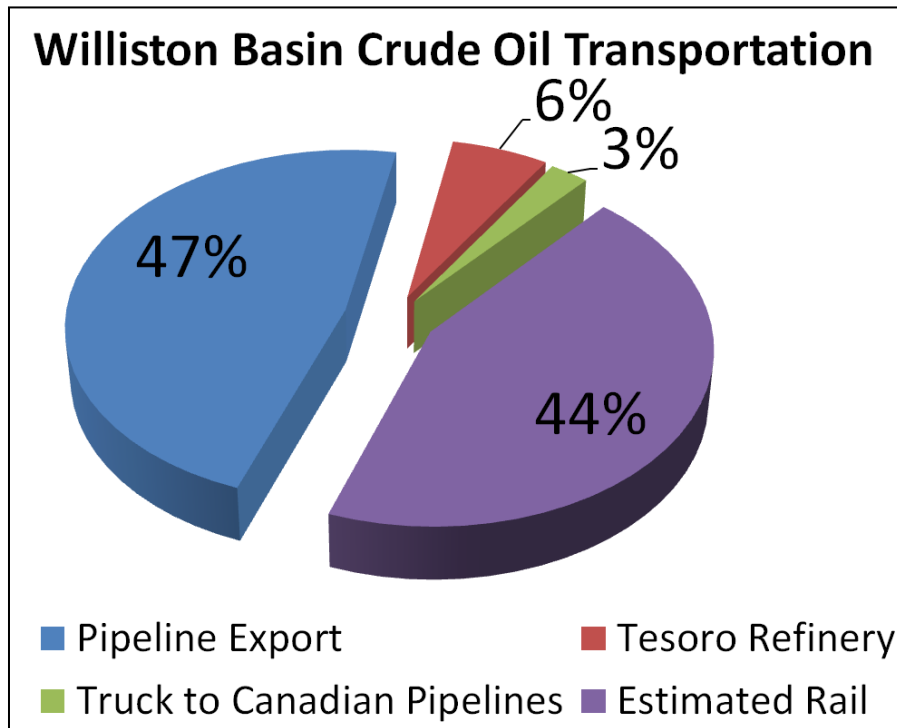


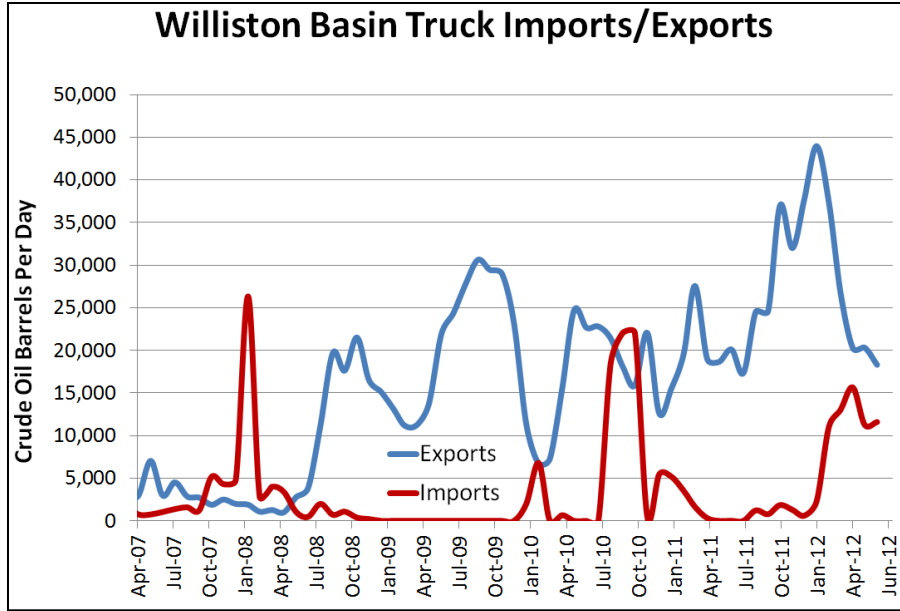
August 2012 Monthly Update June Production Figures

ND Oil Production		
Month	Month Total	Avg. BOPD
May 2012 - Final	19,839,420	639,981
June 2012 - Prelim.	19,809,662	660,322
ND Gas Production		
Month	Month Total	Avg. MCFD
May 2012 - Final	21,360,912	689,062
June 2012 - Prelim.	21,381,942	712,731

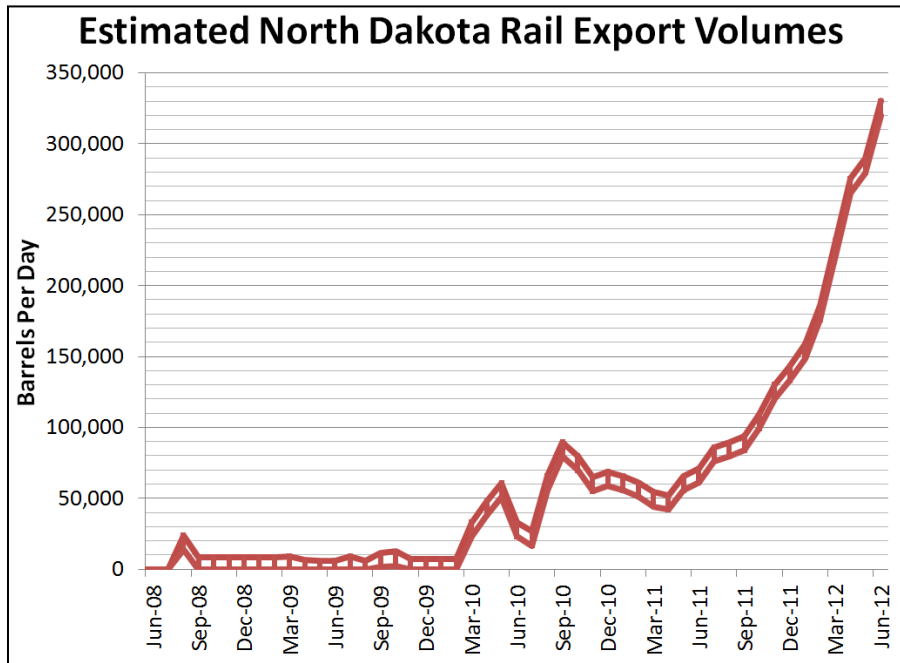
North Dakota Rig Count: 203 (August 15, 2012 Source: ND Oil & Gas Division)
Eastern Montana Rig Count: 21 (August 15, 2012 Source: Baker Hughes)
South Dakota Rig Count: 1 (August 15, 2012 Source: Baker Hughes)



June 2012 Estimates (Note: Tesoro Refinery Undergoing Expansion Work in June)



Data for truck imports/exports chart is provided by the US International Trade Commission



High and Low Estimate- June 2012

US Williston Basin 2012 BOPD				
MONTH	ND	E. MT*	SD	TOTAL
January	546,547	58,522	4,915	609,985
February	558,558	60,648	4,891	624,096
March	577,478	59,122	4,776	641,375
April	609,503	62,492	4,725	676,720
May	639,981	61,543	4,941	706,465
June	660,322		4,864	--
July				--
August				--
September				--
October				--
November				--
December				--

The North Dakota Oil & Gas Division "Director's Cut" can be found at: <https://www.dmr.nd.gov/oilgas/>